



Colegio
San Bernardo
INICIAL Y PRIMARIA

Educamos para la excelencia



MY NAME IS



TEACHER: Ma. Belén Oviedo

-2022-

INDEX

★ **UNIT 1: WELCOME! (Revision)**

★ **UNIT 2: CLASSROOM
LANGUAGE**

★ **UNIT 3: WHAT'S THE
WEATHER LIKE?**

★ **UNIT 4: AT SCHOOL!**

★ **UNIT 5: COLOURS AND
NUMBERS UP TO 12**

★ **UNIT 6: FARM ANIMALS!**


★ **UNIT 7: A SCARY FACE!**

UNIT 1 WELCOME

REVISION

WHAT'S YOUR NAME?

MY NAME IS.....



HOW OLD ARE YOU?

I AM

REVISION NUMBERS AND COLOURS



COLOURS AND NUMBERS

1 2 3 4 5
6 7 8 9 0

© WHAT COLOUR IS IT?



--	--	--	--	--



--	--	--	--	--

© HOW MANY BALLOONS?




--	--	--	--	--



--	--	--	--	--

HOW ARE YOU TODAY?

* LET'S DRAW!



I'M.....

UNIT 2 :

CLASSROOM LANGUAGE

TODAY IS



IT'S

I'M.....

SIT DOWN



STAND UP



SILENCE



LISTEN

TODAY IS


IT'S

I'M.....

*TALK WITH YOUR FRIEND



*LISTEN THE TEACHER AND DRAW.




*LISTEN AND DANCE!

SIT DOWN, SIT DOWN, STAND UP, STAND UP
SIT DOWN SIT DOWN, TURN AROUND TURN AROUND
STAND UP STAND UP, SIT DOWN SIT DOWN
TURN AROUND TURN AROUND TURN AROUND

PUT ONE HAND UP, PUT ONE HAND DOWN
PUT TWO HANDS UP, PUT TWO HANDS DOWN
SIT DOWN SIT DOWN, STAND UP STAND UP
TURN AROUND TURN AROUND TURN AROUND

*PLAY "SIMON SAYS"



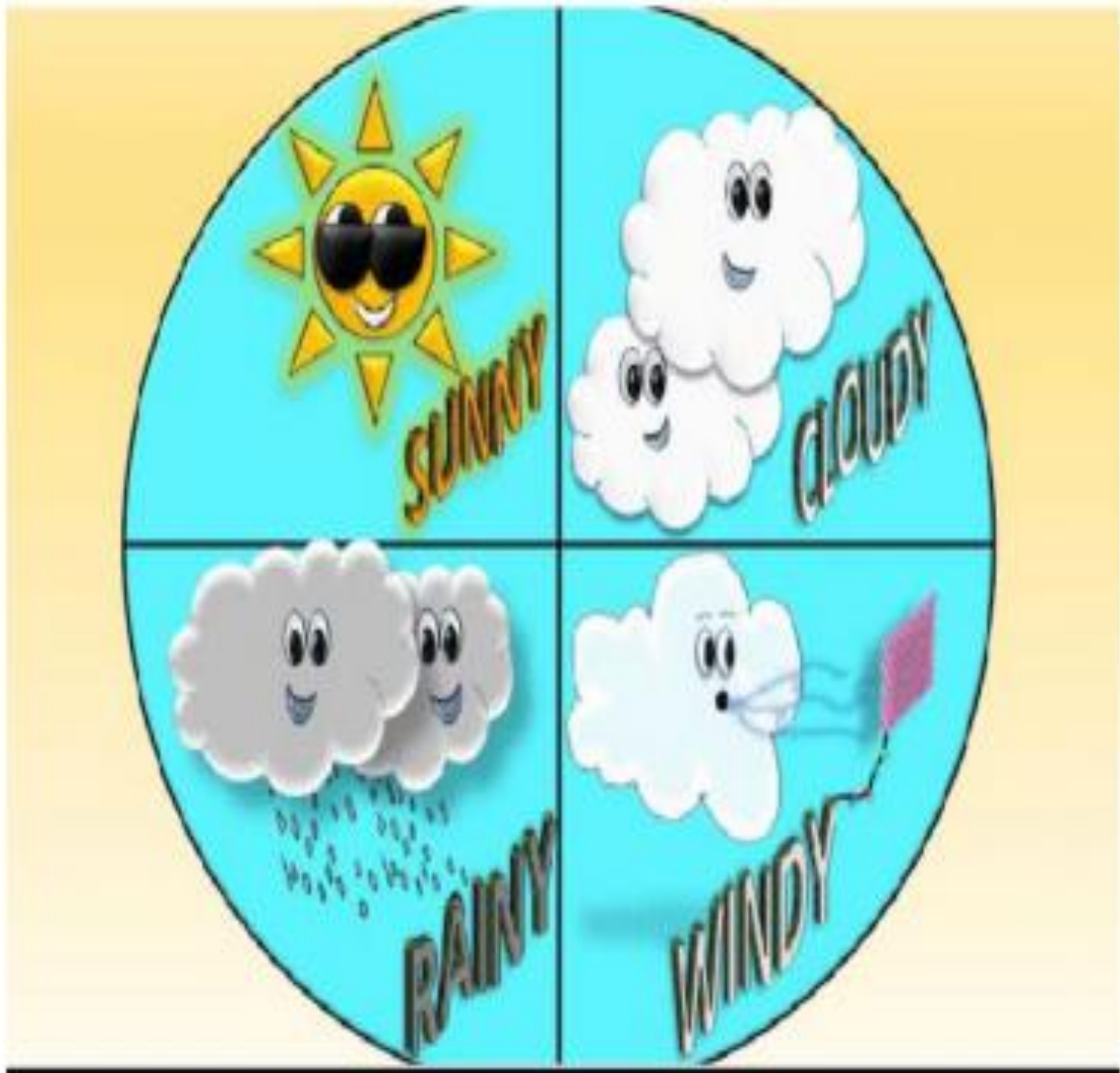
UNIT 3:

THE WEATHER

TODAY IS

IT'S

I'M.....



*DRAW THE WEATHER

TODAY IS RAINY

TODAY IS CLOUDY



TODAY IS WINDY


TODAY IS SUNNY



LISTEN TO THE SONG! What's the weather like today?

<https://www.youtube.com/watch?v=KUSbzn3STo>

MATCH AND COLOUR



IT'S WINDY

IT'S SUNNY

IT'S RAINY

IT'S CLOUDY

Weather



sunny

cloudy

rainy

snowy

windy

hot

stormy

cold

The Weather

→ Find the words in the wordsearch and write them in the correct gap.

F	O	N	W	A	R	M	S	Q	P	S
F	G	C	Q	I	N	Y	H	O	T	C
O	C	L	A	S	M	D	P	B	A	I
G	Y	O	D	N	S	K	C	O	L	D
G	A	U	T	O	B	S	R	P	Q	F
Y	I	D	C	W	O	U	P	O	M	S
J	N	Y	H	Y	R	N	A	U	V	T
B	O	V	X	L	H	N	D	R	I	O
R	A	I	N	Y	P	Y	J	K	A	R
S	B	H	Z	A	R	M	E	Z	X	M
C	W	I	N	D	Y	R	L	I	T	Y




UNIT 4: : AT SCHOOL




1-WATCH THE FOLLOWING VIDEOS TO LEARN MORE!

[HTTPS://WWW.YOUTUBE.COM/WATCH?V=AS5NHKZAOQO](https://www.youtube.com/watch?v=AS5NHKZAOQO)

2-WATCH THE VIDEO AGAIN AND LET'S PAINT THE SCHOOL SUPPLIES SHOWN IN THE VIDEO. (OBSERVA EL VIDEO NUEVAMENTE Y COLOREA LOS OBJETOS QUE APARECEN EN EL VIDEO.)





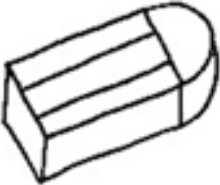

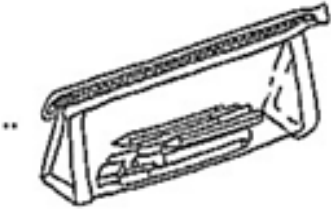
MATCH THE PICTURES TO THE WORDS








PENCIL
BACKPACK
PEN
NOTEBOOK
BOOK
SHARPENER
DESK
PENCIL CASE
ERASER
SCISSORS
GLUE
BOARD
RULER

COMPLETE THE MISSING LETTERS (Completa las letras que faltan)

SCHOOL OBJECTS

	P _____
	B _____
	E _____
	P _____
	P _____ C _____







Now read and color the objects in the previous exercise (Lee y colorea los objetos del ejercicio 3)

-  THE PENCIL IS RED
-  THE PEN IS YELLOW
-  THE BOOK IS BROWN
-  THE PENCIL CASE IS GREEN AND PURPLE
-  THE ERASER IS RED AND BLUE.

CLASSROOM OBJECTS 2

1. Click to listen. Then drag and drop the labels:

- PENCIL
- SCISSORS
- CRAYON
- PEN
- RULER
- SHARPENER

		
<input style="width: 100px; height: 20px;" type="text"/>	<input style="width: 100px; height: 20px;" type="text"/>	<input style="width: 100px; height: 20px;" type="text"/>
		
<input style="width: 100px; height: 20px;" type="text"/>	<input style="width: 100px; height: 20px;" type="text"/>	<input style="width: 100px; height: 20px;" type="text"/>

2. Find the words in the Word-search puzzle:



A	R	E	A	S	A	F	P	E	W
O	S	C	I	S	S	O	R	S	D
T	H	H	I	F	U	A	L	M	T
D	A	K	I	B	R	L	O	R	A
C	R	A	Y	O	N	D	L	U	F
P	P	E	Q	U	D	R	K	L	L
T	E	E	F	P	E	N	K	E	L
J	N	K	M	I	Q	K	E	R	H
P	E	N	C	I	L	N	B	N	E
H	R	I	L	E	S	O	A	S	R



Read, match and colour.

I've got a blue pencil.

I've got a red pen

It's school time again!

I've got pink rubbers.

I've got glue and tape.

I've got a green ruler.

It's school time – that's great!

I've got purple notebooks.



LEARN! PREPOSITIONS!

LOOK AND PAY ATTENTION!

	IN
	ON
	UNDER

SHOW WHAT YOU KNOW!

1 YES OR NO? CHECK.

1



THE RULER IS IN THE SCHOOLBAG.

YES

NO

2



THE PENCIL IS UNDER THE BOOK.

YES

NO

3



THE ERASER IS IN THE PENCIL CASE.

YES

NO

4



THE PENCIL SHARPENER IS ON THE BOOK.

YES

NO

5



THE RULER IS ON THE TABLE.

YES

NO

6









THE SCHOOLBAG IS UNDER THE TABLE.

YES







NO

UNIT 5: COLOURS AND NUMBERS 1- 12

NUMBERS 1 TO 12



1	one	
2	two	
3	three	
4	four	
5	five	
6	six	

(c) www.myklaskamen.co.za (2020)

7	seven	
8	eight	
9	nine	
10	ten	
11	eleven	
12	twelve	

(c) www.myklaskamen.co.za (2020)

A/ Count and write the numbers :



T.Fatima Abdo

BIRTHDAY PARTY

I/ Fill in the missing words and write the number

- Ex. Ten 1. On__ 2. N__ne
3. thre__ 4. T__o 5. si__
6. sev__n 7. __en 8. __ive
9. eigh__ 10. twe__ve



II/ Count and write the numbers:



III/


Write, draw and find the number.

$$\begin{array}{ccccccc}
 \boxed{\begin{array}{c} \bullet \\ \bullet \\ \bullet \end{array}} & + & \boxed{\begin{array}{c} \bullet \bullet \\ \bullet \bullet \end{array}} & + & \boxed{} & + & \boxed{} = \boxed{} \\
 \text{three} & & \text{five} & & \text{.....} & & \text{two} & & \text{eleven} \\
 \text{.....} & & \text{.....} & & & & \text{.....} & & \text{.....}
 \end{array}$$



REVISION:

COLOURS



RED



YELLOW



ORANGE



PINK




BLUE



GREEN




LIGHT-BLUE



PURPLE



BROWN



GREY



BLACK



WHITE

UNSCRUMBLE AND COMPLETE

o _ _ _ e



a r g n

b _ _ e



u l

g _ _ n



e e r

y _ _ _ w



l e l o

w _ _ _ e



t h i

r _ _



e d

p _ _ _ e



p l u r

p _ _ _



k i n

b _ _ _ n



w r o

b _ _ _ k



c l a

UNIT 6: FARM ANIMALS!



Let's sing!

Old MacDonald



Old MacDonald Had a Farm

Read the text with a parent!

Circle each H that you see.



Old Macdonald had a farm, e, i, e, i, o
and on that farm he had a duck, e, i, e, i, o
with a quack quack here, a quack quack there
ere a quack, there a quack, everywhere a quack quack



Old Macdonald had a farm, e, i, e, i, o!
Old Macdonald had a farm, e, i, e, i, o
and on that farm he had a dog, e, i, e, i, o
with a woof woof here, a woof woof there
here a woof, there a woof, everywhere a woof woo



Old Macdonald had a farm, e, i, e, i, o!
Old Macdonald had a farm, e, i, e, i, o
and on that farm he had a cow, e, i, e, i, o
with a moo moo here, a moo moo there
here a moo, there a moo, everywhere a moo moo







Old Macdonald had a farm, e, i, e, i, o!

How many H's did you find?



KIDS




https://www.youtube.com/watch?v=_6HzoUcx3eo

NUMBER AND WRITE THE SOUNDS

Old Macdonald



1- LOOK AND ANSWER.



WHAT'S THIS?

IS IT BIG?

WHAT COLOUR IS IT?
.....



WHAT'S THIS?

IS IT SMALL?


WHAT COLOUR IS IT?
.....



WHAT'S THIS?

IS IT FAT?

WHAT COLOUR IS IT?



WHAT'S THIS?

IS IT THIN?

WHAT COLOUR IS IT?

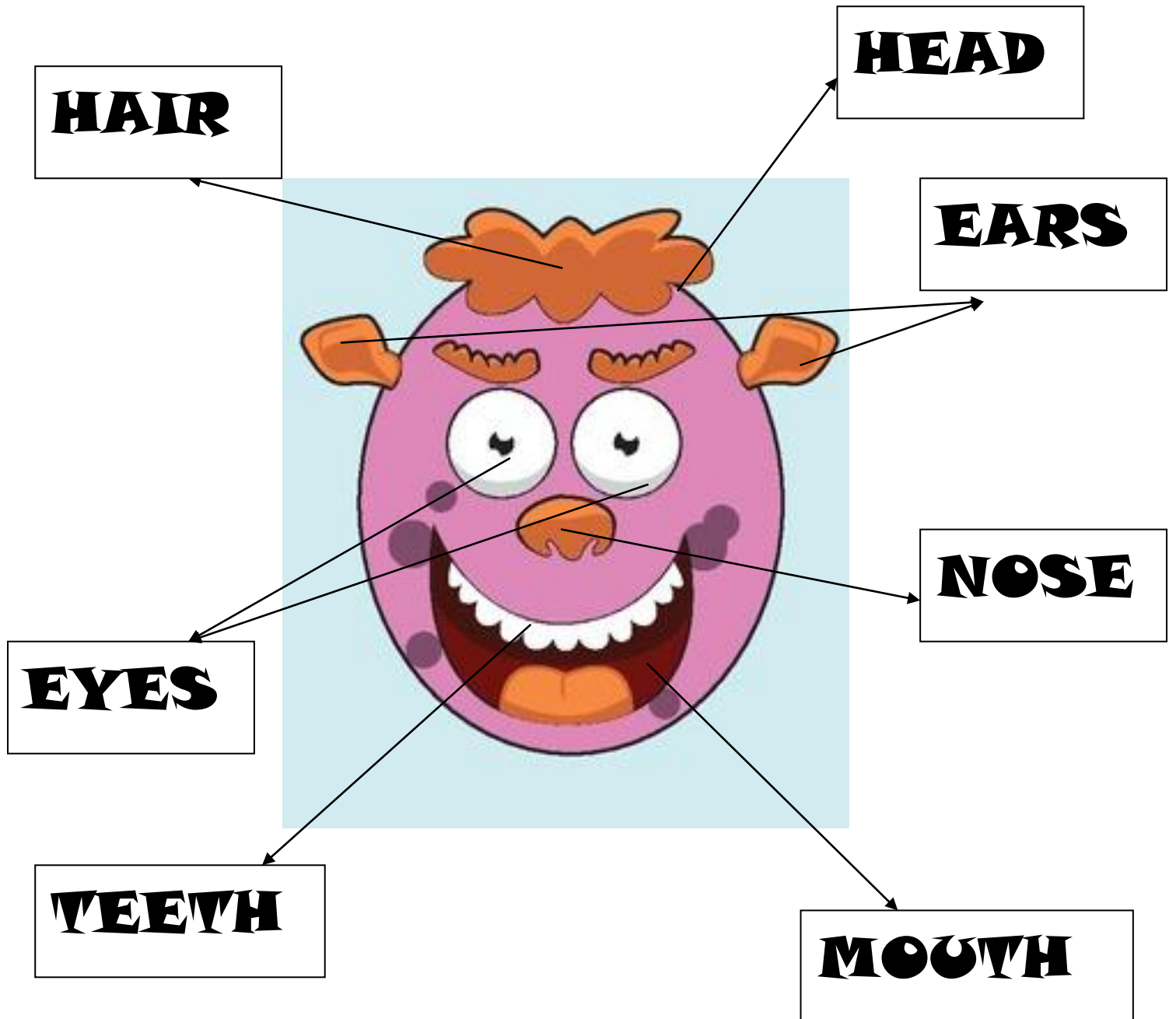


WHAT'S THIS?

IS IT BEAUTIFUL?

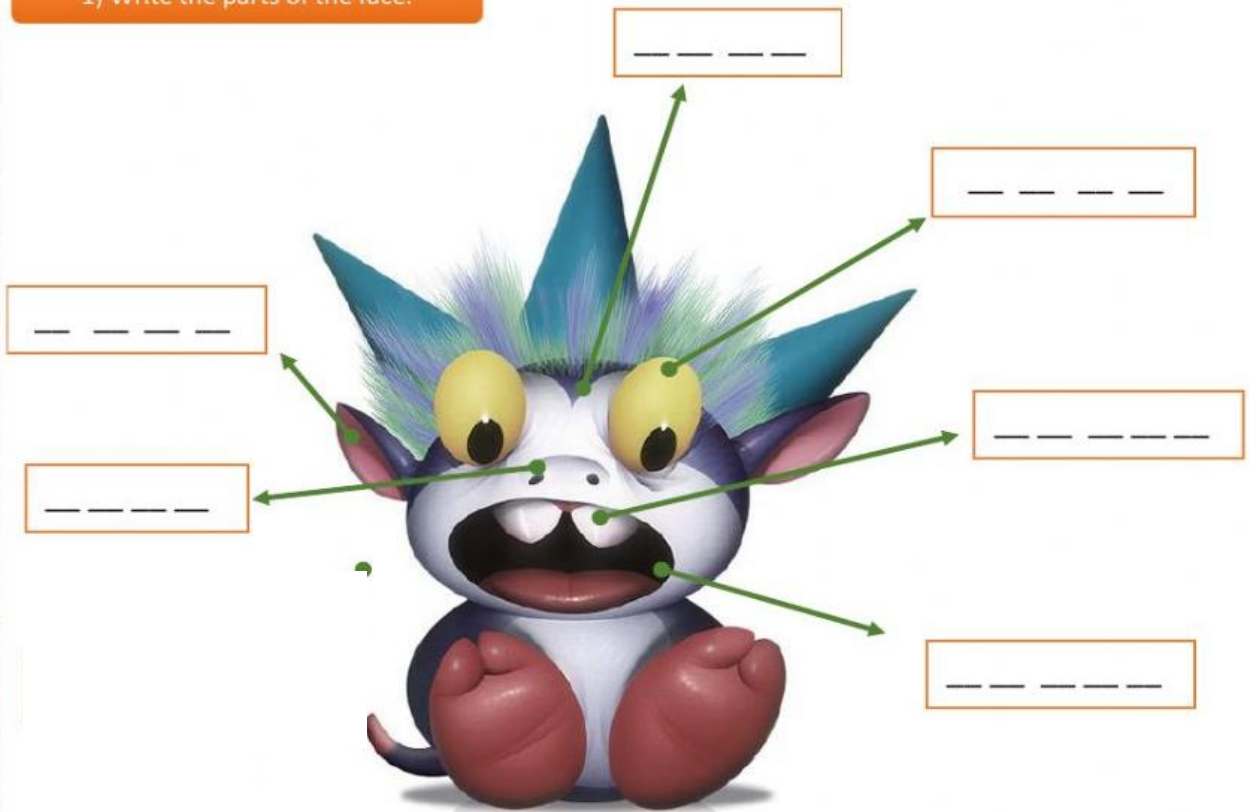
WHAT COLOUR IS IT?

UNIT 7: A SCARY FACE!



MONSTERS - PARTS OF THE FACE

1) Write the parts of the face.



2) Complete the information. How many...?



- 1
- Two eyes.
 - One nose.
 - 13 teeth.
 - One mouth



2

- _____
- _____
- _____
- _____



3

- _____
- _____
- _____
- _____



4

- _____



5

- _____
- _____
- _____
- _____

6

- _____
- _____
- _____
- _____



My monster



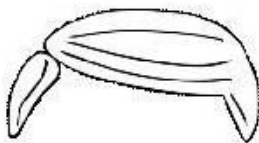
Colour its



Colour its



Colour its



Colour its



Name: _____

**LET'S MAKE A MONSTER! YOU CAN USE
COLOURFUL PAPERS AND ANY MATERIAL
THAT YOU WANT! THEM DESCRIBE IT.**



IT HAS GOT.....

.....

.....