



UNIT 8: AT SCHOOL

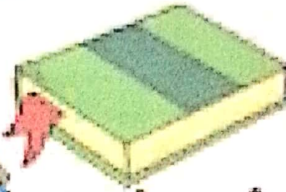
SCHOOL OBJECTS




board



pen



book




calculator




crayons



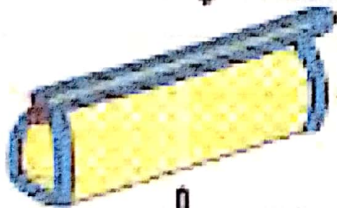
schoolbag



pencil



rubber




pencil case



scissors



notebook



sharpener




ruler


1-WATCH THE FOLLOWING VIDEOS TO LEARN MORE!

[HTTPS://WWW.YOUTUBE.COM/WATCH?V=A55NHKZAOQO](https://www.youtube.com/watch?v=A55NHKZAOQO)





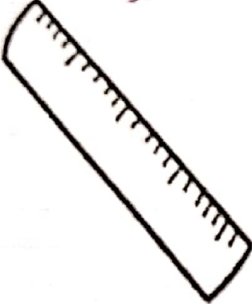


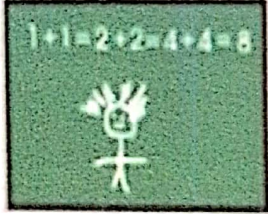




2-WATCH THE VIDEO AGAIN AND LET'S PAINT THE SCHOOL SUPPLIES SHOWN IN THE VIDEO. (OBSERVA EL VIDEO NUEVAMENTE Y COLOREA LOS OBJETOS QUE APARECEN EN EL VIDEO.)



MATCH THE PICTURES TO THE WORDS



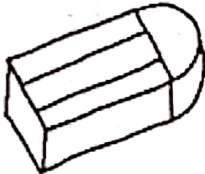

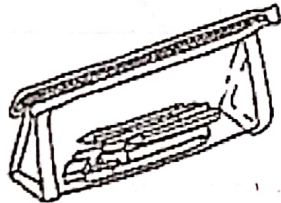


PENCIL
BACKPACK
PEN
NOTEBOOK
BOOK
SHARPENER
DESK
PENCIL CASE
ERASER
SCISSORS
GLUE
BOARD
RULER



COMPLETE THE MISSING LETTERS (Completa las letras que faltan)

SCHOOL OBJECTS

	P _____
	B _____
	E _____
	P _____
	P _____ C _____

Now read and color the objects in the previous exercise (Lee y colorea los objetos del ejercicio

3)

- + THE PENCIL IS RED
- + THE PEN IS YELLOW
- + THE BOOK IS BROWN
- + THE PENCIL CASE IS GREEN AND PURPLE
- + THE ERASER IS RED AND BLUE.