



Colegio  
**San Bernardo**  
INICIAL Y PRIMARIA

*Educamos para la excelencia*

# ENGLISH

**MY NAME IS**

.....

**5° GRADO**

**TEACHER: Ma. Belén Oviedo**

**-2022-**



# INDEX



- ★ UNIT 1: LET'S COUNT UP TO 100!
- ★ UNIT 2: WHAT'S THE TIME?
- ★ UNIT 3: I HAVE GOT A NEW  
CAR
- ★ UNIT 4: COUNTRIES AND  
NATIONALITIES

# UNIT 1: LET'S COUNT UP TO 100!

## BIG NUMBERS!



FOLLOW THE RAP!

<https://www.youtube.com/watch?v=iaL0FPhRQ5Y>

### DO YOU REMEMBER NUMBERS?

1) Circle the correct option

45: fourteen - forty-five

19: nineteen - ninety

30: thirteen - thirty

90: nineteen - ninety

20: twelve - twenty

50: fifteen - fifty



# NUMBER 1-100

Spell the numbers.

60 = .....

26 = .....

45 = .....

71 = .....

92 = .....

38 = .....

84 = .....

13 = .....

11 = .....

82 = .....

73 = .....

67 = .....

56 = .....

45 = .....

29 = .....

94 = .....

Write the numbers.

forty-seven = .....

eighty-four = .....

fifty-one = .....

thirty-three = .....

twenty-three = .....

ninety-five = .....

sixty-nine = .....

eighty-two = .....

seventy-eight = .....

sixteen = .....

Write the right answer in the blank.

$25 + 56 =$  ..... eighty-one .....  $37 + 51 =$  .....

$30 + 54 =$  .....

$73 + 19 =$  .....

$46 + 24 =$  .....

$51 + 49 =$  .....

$65 + 12 =$  .....

$77 + 6 =$  .....

$68 - 26 =$  .....

$82 - 11 =$  .....

$99 - 44 =$  .....

$51 - 23 =$  .....

$76 - 35 =$  .....

$68 - 13 =$  .....

$55 - 12 =$  .....

$97 - 5 =$  .....

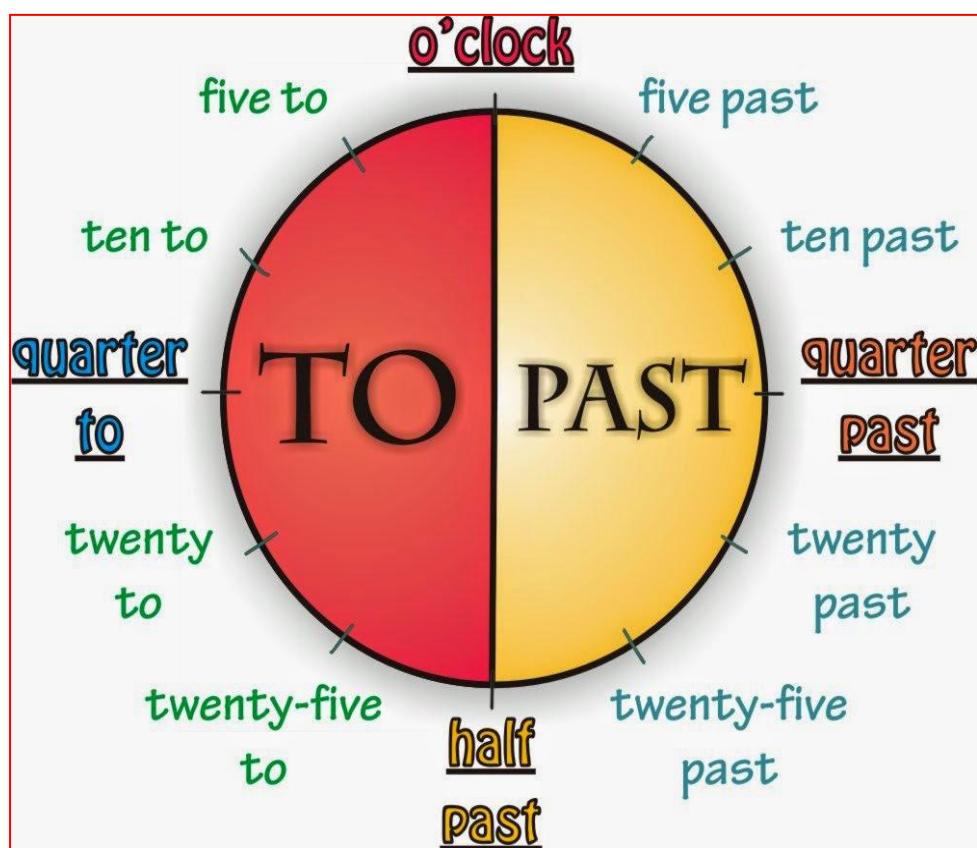
# UNIT 2: WHAT'S THE TIME?

## WHAT'S THE TIME? (¿QUÉ HORA ES?)


1-Pay attention to this video! (Presta atención al video explicativo de la hora.)

<https://www.youtube.com/watch?v=fq2tRfHu5s8>

2- Luego observa la imagen ilustrativa que te dejo adjunta para aclarar las ideas.



# What's the time?



quarter past  
half past  
twenty to  
o'clock

twenty-five past  
five to  
twenty-five to  
twenty past

quarter to  
ten past  
five past  
ten to

# READ AND LEARN!



IT'S FIVE O'CLOCK



IT'S A QUARTER PAST ONE



IT'S A QUARTER TO ONE

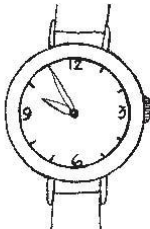


IT'S HALF PAST TEN

## LET'S PRACTICE!

Write the times.

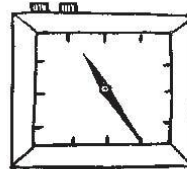
0



1




2




3



4



5



0 It's *five to ten*. \_\_\_\_\_

1 It's \_\_\_\_\_

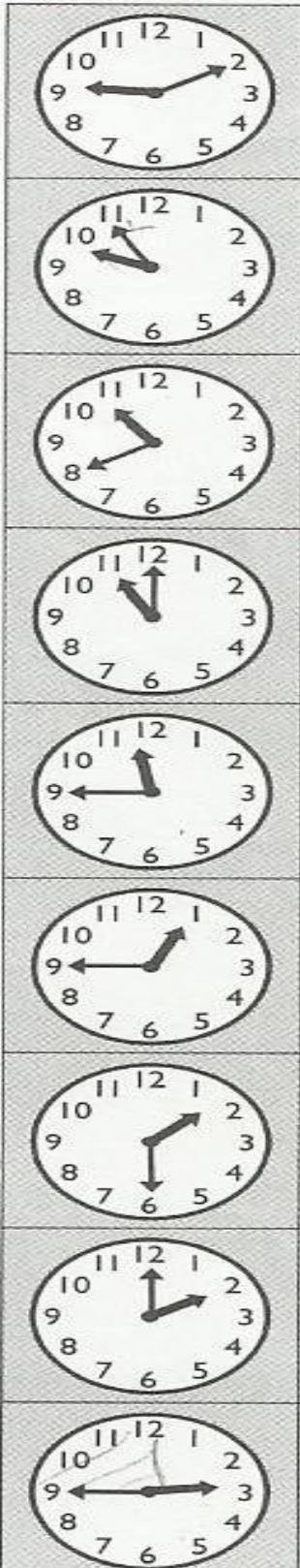
2 It's \_\_\_\_\_

3 It's \_\_\_\_\_

4 It's \_\_\_\_\_

5 It's \_\_\_\_\_

# WRITE THE TIMES



IT'S.....

IT'S.....

IT'S.....

IT'S.....

IT'S.....

IT'S.....

IT'S.....

IT'S.....

IT'S.....

# UNIT 3: I HAVE GOT A NEW CAR!

1- Watch the following video

<https://www.youtube.com/watch?v=ssJI-SO5IXA>

2- Look at the picture and pay attention to the correct use of HAVE and HAS GOT

**Grammar** *Have got*

Affirmative		
I/You/We/They	've got (have got)	a new DVD.
He/She/It	's got (has got)	

Negative		
I/You/We/They	haven't got (have not got)	a new DVD.
He/She/It	hasn't got (has not got)	

Questions		
Have I/you/we/they	got	a new DVD?
Has he/she/it	got	

**Short answers**

Yes, I/you/we/they **have**. / No, I/you/we/they **haven't**.




Yes, he/she/it **has**. / No, he/she/it **hasn't**.

Grammar reference Workbook page 86

# HAVE GOT / HAS GOT

	✓ 
MARY	✗ 

Mary has got a schoolbag.  
Mary hasn't got a calculator.

	✓ 
ALVIN	✗ 




\_\_\_\_\_

\_\_\_\_\_

	✓ 
JOSH	✗ 

\_\_\_\_\_

\_\_\_\_\_

	✓ 
MANDY	✗ 




\_\_\_\_\_

\_\_\_\_\_

	✓ 
LOLA	✗ 

\_\_\_\_\_

\_\_\_\_\_

	✓ 
RICKY	✗ 

\_\_\_\_\_

\_\_\_\_\_

# UNIT 4: COUNTRIES AND NATIONALITIES!

*Hoy comenzamos una nueva unidad de aprendizaje!*

**WHERE ARE YOU FROM?** ¿De dónde eres?  
**I am from ARGENTINA** (Yo soy de Argentina)

Hoy trabajaremos con países alrededor del mundo ¡A prestar mucha atención!


<https://www.youtube.com/watch?v=0vY2sf2jty4>

- 1- Luego de observar el video elige **UNO** de estos países y realiza la bandera de ese país en tu cuaderno. Realiza una breve descripción de la misma. Te dejo mi ejemplo continuación.



**ARGENTINA. THIS IS ARGENTINA'S FLAG. IT IS LIGHT BLUE AND WHITE.**

**(No puedes usar Argentina)**



- 2- Usando el video completa el cuadro con las nacionalidades o países correspondientes. Investiga los que están en el cuadro pero no aparecen en el video. Te dejo un video extra de ayuda.

<https://www.youtube.com/watch?v=0n2XsT8NT28>

COUNTRIES	NATIONALITIES
BRAZIL	
	PORTUGUESE
ITALY	
AUSTRALIA	
	BRITISH
USA	
JAPAN	
	CHINESE
MEXICO	
	ARGENTINIAN

**NOW LEARN MORE!! (¡Aprendé más!)**

**Where ... from?**

¿De qué país eres tú?

Where are you from?

I'm from Mexico.

Yo soy de México

¿Cuál es tu  
NACIONALIDAD?



Yo soy mexicano

EN INGLES PAÍSES Y NACIONALIDADES SE ESCRIBEN AMBOS CON  
MAYÚSCULA. USAMOS EL VERBO TO BE PARA AMBOS

**I AM FROM MEXICO**

**I AM MEXICAN**

1- **Complete the sentences. Use the words from the box.**

(Completa las oraciones. Usa las palabras de la caja)

AM- ENGLISH-FROM-BRAZILIAN-AM- FRENCH- FROM

1 My name's Katrina. I'm from England. I'm \_\_\_\_\_.

2 I \_\_\_\_\_ from China. I \_\_\_\_\_ Chinese.

3 They are \_\_\_\_\_. They are \_\_\_\_\_ France.

4 Ruben is \_\_\_\_\_ Cape Town, South Africa.

5 My family is from Rio de Janeiro. We are \_\_\_\_\_.





# Countries and Nationalities



Match each country with the correct picture. Then write the language and the nationality.



1- ITALY

2- FRANCE

3- GERMANY

4- RUSSIA

5- SPAIN

6- CHINA

7- MEXICO

8- GREECE

9- CANADA

10- BRAZIL

11- IRELAND

12- JAPAN

# WHERE ARE THEY FROM?

Complete the charts. There is an example



Where is **she** from?

She is from Spain.

She is Spanish



Where is **he** from?

He

He

