



UNIT 5: BEING KIND! – 5TH Grade
OCTOBER 10TH – OCTOBER 14TH.


ACLARACIÓN! Aunque parezca obvio aclararlo, nos vemos en la obligación de decirles que estas actividades que se mandan por NODOS, con captura de pantalla de los ejercicios, son a modo explicativo e ilustrativo, pero que las actividades **deben realizarse en BLINK y no en el papel.**

DEBIDO A LOS FERIADOS QUE NOS AFECTARON ESTA SEMANA, LOS DEBERES SE CORREGIRÁN DURANTE EL RESTO DE ESTA SEMANA Y NO EN DÍAS FIJOS.

GO TO **BLINK** AND DO THE ACTIVITIES I CHOSE FOR YOU. **ANDÁ A BLINK Y HACÉ LAS ACTIVIDADES QUE SELECCIONÉ PARA VOS:**


HOMEWORK 1 -


A. UNIT 1 – LESSON 2 – ACTIVITY 2. Compare the animals. Look and write.


8 | 

Unit 1 - Lesson 2 - Activity 2

Look, choose and write.

1. A tortoise .
(slow/fast) 

2. A rabbit .
(tall/short) 

3. A deer .
(cute/scary) 

B. Unit 1 – LESSON 7 – ACTIVITY 1. Think of one animal from your country and write about it.

26 | **Unit 1 - Lesson 7 - Activity 2**

Give it a go. Plan your fact file for an animal from your country.

Description: Think of three describing words.

Habitat: Where does it live?

Diet: What does it eat?

Comparison: How is it different to another animal?

HOMEWORK 2 -

A. UNIT 5 – LESSON 1 – ACTIVITY 2. What are they doing? Look and write.

3 |



Unit 5 - Lesson 1 - Activity 2

Look at the photos and write.



The man

is offering someone his seat .



She



B. UNIT 5 – LESSON 1 – Extra time. Which activities do you do inside and outside? *For example, I water the plants outside, but I clean the windows inside. (Escribí oraciones acerca de las actividades que puedes hacer adentro y afuera)*

5 |



Unit 5 - Lesson 1 - Extra time?

Which activities do you do inside and outside?

(0 words)

[Submit answer](#) [Restart exercise](#) 1 attempts