

English TIME 5



Name:

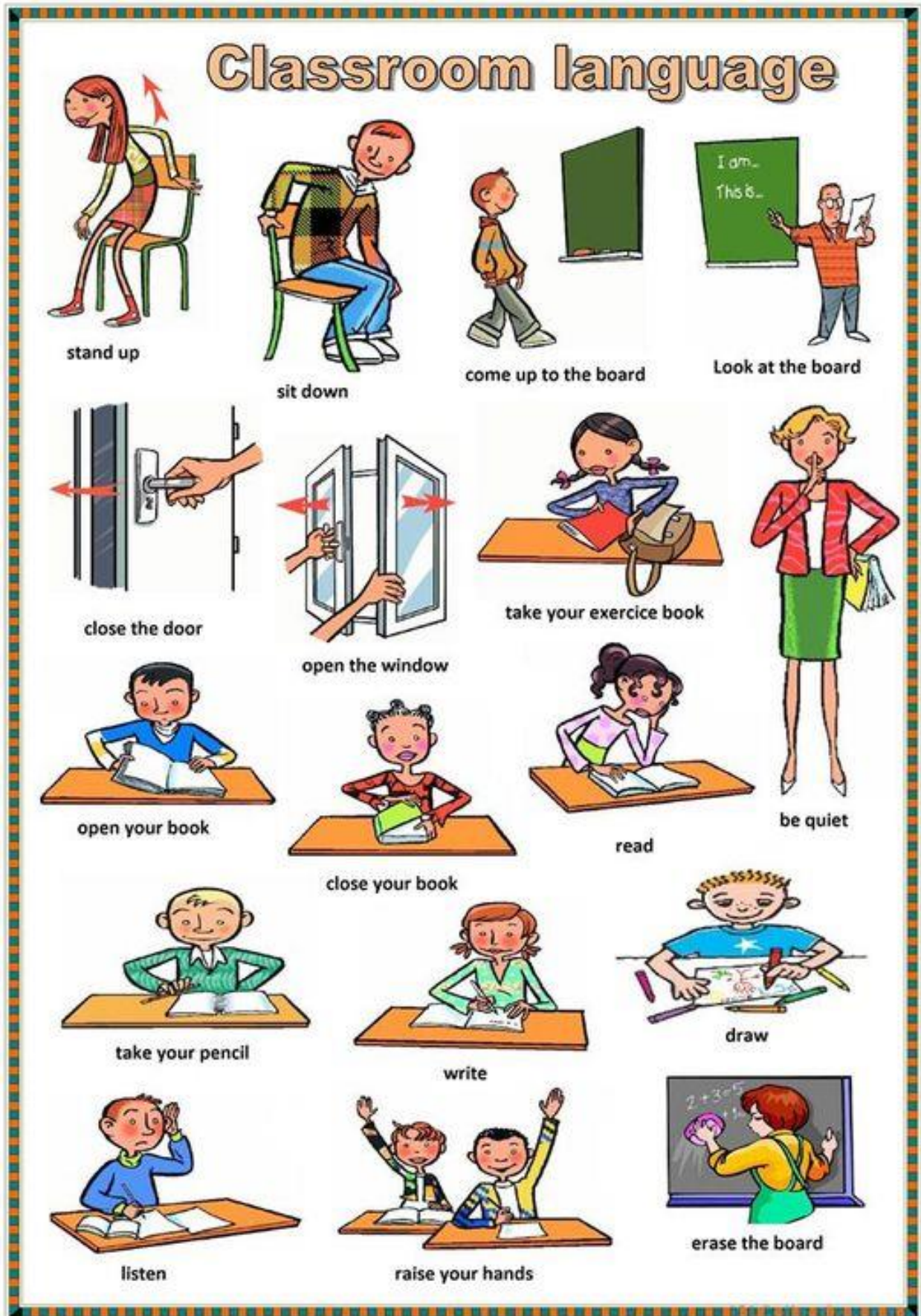
5º A B C

CONTENTS

Classroom language.....	5
Classroom rules.....	7
Unit 1 – Where are you from?	9
Unit 2 – The numbers	19
Unit 3 – What time is it?	31
Unit 4 – The Alphabet	43
Extra activities	49

**ENGLISH
TIME**





classroom phrases




Can you help me, please?



May I go to the toilet, please?

Can I work with...please?



Can I have the...please?



What does that mean?

Can you say that again, please?



I've got a question.



Classroom rules



Classroom rules

1.
2.
3.
4.
5.
6.
7.
8.
9.
10.
11.
12.

Unit 1 – Where are you from?



1. Countries and nationalities.

Argentinian Spanish American Japanese Australian
Canadian Mexican French Brazilian English

Flag



Country

France
Spain
Mexico
Brazil
Argentina
England
USA
Australia
Canada
Japan

Nationality

Remember!

I´m **from** Australia (country)


I´m Australian (nationality)

2. Complete the sentences and write the names.



Hi! My name is Peter and these are my classmates.

Manuel is from  He is Spanish.

Mary is from London. She is 

Lynn is  She is from Tokyo.

Adriana is from  She
is.....

And Nick is from  He is American.

3. Write.



Antoine



José



Roberto




Mel

1. Antoine is from France. He is French.

2. _____

3. _____

4. _____



4. Where are these from?



1. It's from Spain.

2. They're from

3.

4.

5.

6.



Complete the chart

Flag	Country	Nationality
	France	
		Spanish
		Mexican
	Brazil	
	Argentina	
		English
	USA	
		Australian
	Canada	
		Japanese



Make sentences



Jennifer



Marie and Pierre



Ana



Kim

1.

2.

3.

4.

Answer

Where are you from?

.....

.....



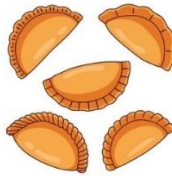
HOMWORK

Where are these from?

1



2



3



4



5



1.

2.

3.

4.

5.

Unit 2 – The numbers

1.Revision: numbers 1 -19

1	one
2	two
3	three
4	four
5	five
6	six
7	seven
8	eight
9	nine
10	ten
11	eleven
12	twelve

13	thirteen
14	fourteen
15	fifteen
16	sixteen
17	seventeen
18	eighteen
19	nineteen

2.Read and solve.

eight + four =

twelve + five =

nineteen – two =

sixteen – seven =

3. Read, solve and write.

$3 + 4 = \dots\dots\dots$

$\dots\dots\dots + \dots\dots\dots = \dots\dots\dots$

$11 + 8 = \dots\dots\dots$

$\dots\dots\dots + \dots\dots\dots = \dots\dots\dots$

$2 + 1 = \dots\dots\dots$

$\dots\dots\dots + \dots\dots\dots = \dots\dots\dots$

$6 + 8 = \dots\dots\dots$

$\dots\dots\dots + \dots\dots\dots = \dots\dots\dots$

$17 - 5 = \dots\dots\dots$

$\dots\dots\dots - \dots\dots\dots = \dots\dots\dots$

$19 - 3 = \dots\dots\dots$

$\dots\dots\dots - \dots\dots\dots = \dots\dots\dots$

$13 + 1 = \dots\dots\dots$

$\dots\dots\dots + \dots\dots\dots = \dots\dots\dots$

..... + one = eleven

..... - two = twelve

sixteen + = eighteen

fifteen - = two

..... + five = eight

nineteen - = four

5. Write the number.

one

eleven.....

eight.....

thirteen

four.....

sixteen.....

two

seventeen.....

five.....

nineteen

three.....

six.....

seven

nine.....

twelve.....

ten

fourteen.....


eighteen.....


fifteen.....


Numbers 20 - 100

20	Twenty
30	Thirty
40	Forty
50	Fifty
60	Sixty
70	Seventy
80	Eighty
90	Ninety
100	One hundred

6.Listen and read.

21  twenty one
(20) (1)

65  sixty five
(60) (5)

83  eighty three
(80) (3)

121  one hundred **and** twenty one
(100) (20) (1)

165  one hundred **and** sixty five
(100) (60) (5)

3. Read and write.

132

144

195

159

110

112

One hundred and three

One hundred and sixty eight

One hundred and fourteen

One hundred and twenty nine

One hundred and eleven

One hundred and seventy



Write in letters

1 one -

2 two -

3 three -

4 four -

5 five -

6 six -

7 seven -

8 eight -

9 nine -

10 ten -

11 eleven -

12 twelve -



Write in letters

13 thirteen -

14 fourteen -

15 fifteen -

16 sixteen -

17 seventeen -

18 eighteen -

19 nineteen -

20 twenty -

21 twenty one -

22 twenty two -

23 twenty three -

24 twenty four -

25 twenty five -



Write in letters

20 twenty -

30 thirty -

40 forty -

50 fifty -

60 sixty -

70 seventy -

80 eighty -

90 ninety -

100 one hundred -

200 two hundred -

300 three hundred -

400 four hundred -



Write in letters

100 -

102 -

156 -

131 -

200 -

240 -

266 -

202 -

300 -

320 -

412 -

500 -

519 -

Unit 3 – What time is it?

What time
is it?

It's two o'clock.
Let's go to
school!



1. Vocabulary.



Get up



Take a shower



Have breakfast



Go to school



Have lunch



Watch TV



Have dinner



Go to sleep

2. Read about Tom's routine.



Hello! I'm Tomi. I'm from USA.

I get up **at** 9 o'clock. **Then** I have breakfast.

I do my homework **at** 10 o'clock. **After that**, I take a shower.

I have lunch **at** 12 o'clock. I go to school **at** 2 o'clock.

In the evening, I watch TV. I have dinner **at** 10 o'clock. **And** I go to bed **at** 11 o'clock.

3. Now, write about you. Write **at** before the time.

Hello! I'm..... I'm from.....

I get up **at**

I have breakfast.....



I do my homework.....

I take a shower.....



I have lunch.....

I go to school



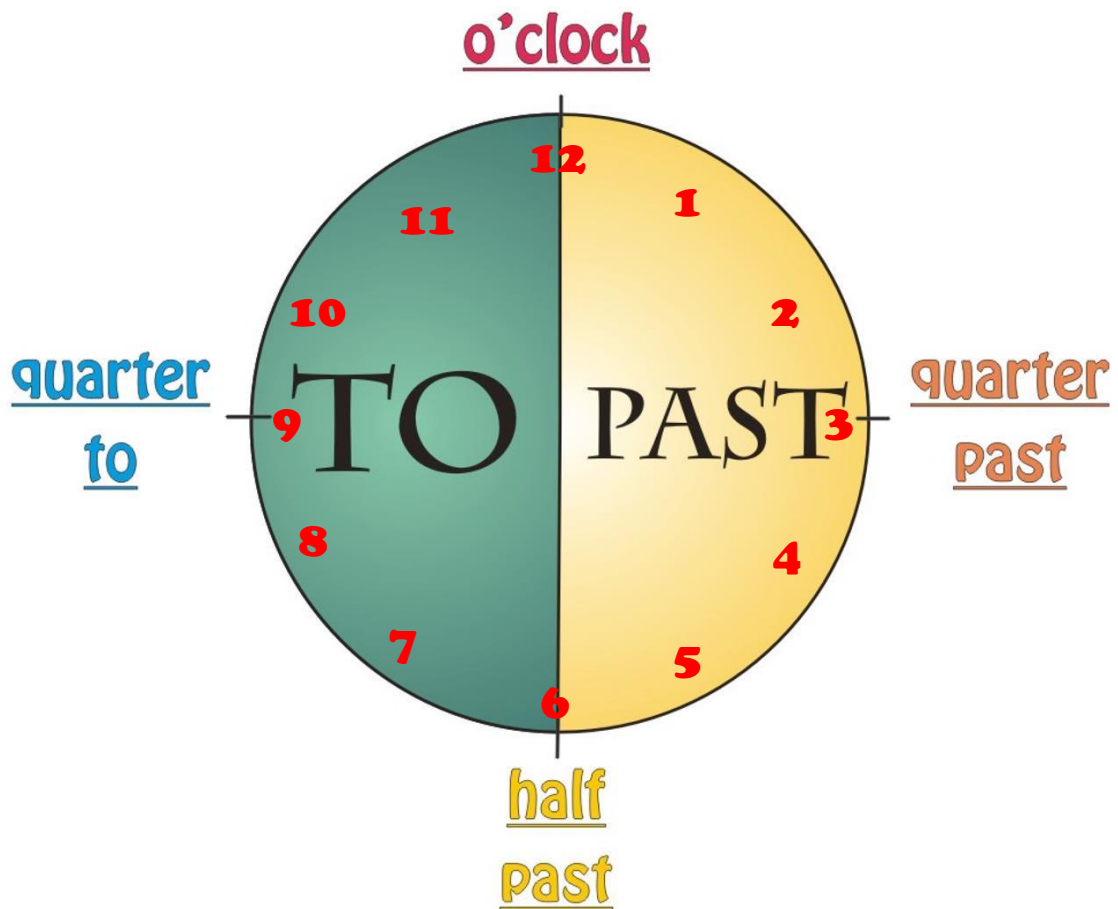
I watch TV.....

I have dinner.....

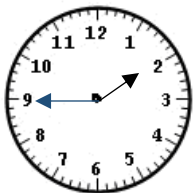


I go to bed.....

4. The time

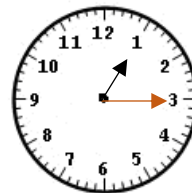


It's + minutes **to** go **to** + next hour



1:45 It's **quarter to** two

It's + minutes **past** + present hour

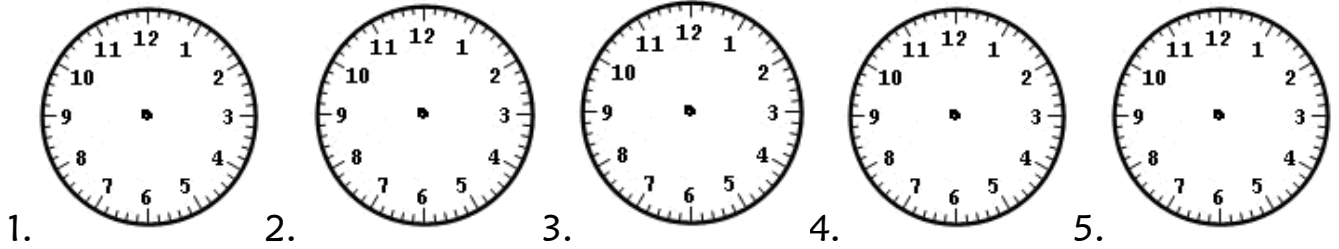


1:15 It's **quarter past** one

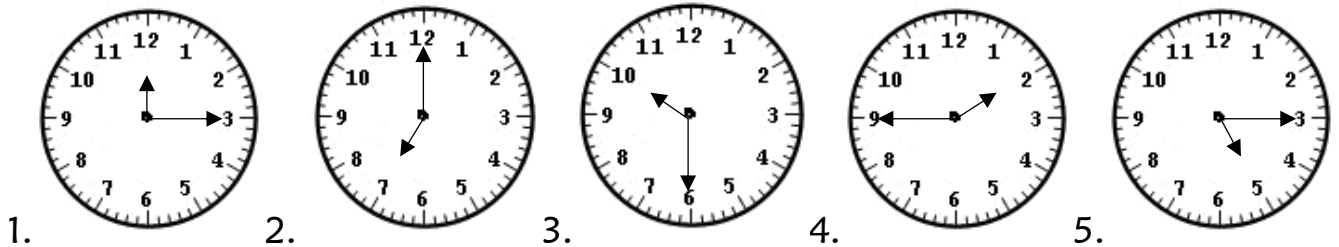
Remember!

1:00 \Rightarrow It's one o'clock

5. What time is it?




1. It's five o'clock.
2. It's a quarter past six.
3. It's half past eight.
4. It's a quarter to four.
5. It's one o'clock.



1. It's
- 2.....
- 3.....
- 4.....
5.

In English there is a second system to tell the time. Look!



What time is it?

It's eleven fifteen
(hour) (minutes)

6.Match!



It's ten thirty



It's eight forty two



It's five thirty five



It's seven twenty one

HOMeWORK

What time is it? Write and match.

1:00 It's one o'clock.



2:00

3:00

4:00

5:00

6:00

7:00

8:00

9:00

10:00.....

11:00

12:00.....



homework

What time is it? Write and match.

1:30 It's **half past** one.

2:30

3:30

4:30

5:30

6:30

7:30

8:30

9:30

10:30

11:30

12:30



HOMework

What time is it? Write and match.

1:15 It's **quarter past** one.



2:15

3:15



4:15

5:15



6:15

7:15



8:15

9:15

10:15



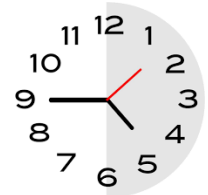
11:15

12:15



What time is it? Write and match.

1:45 It's **quarter to** two.



2:45

3:45

4:45

5:45



6:45

7:45

8:45



9:45


10:45



11:45

12:45





Unit 4 – The Alphabet



1.Look and listen.

a a [ei]	b bee [bi:]	c cee [ci:]	d dee [di:]	e e [i:]	f ef [ɛf]	g gee [dʒi:]	h (h)aitch [eitʃ]	
i i [ai]	j jay [dʒei]	k kay [kei]	l el [ɛl]	m em [ɛm]	n en [ɛn]	o o [oʊ]	p pee [pi:]	q cue [kju:]
r ar [ɑ:/ɑr]	s ess [ɛs]	t tee [ti:]	u u [ju:]	v vee [vi:]	w double-u [dʌbəlju:]	x ex [ɛks]	y wy(e) [wai]	z zed/zee [zɛd/zi:]


<https://www.youtube.com/watch?v=BLhBas7CiYQ>

2.Look and think.

Observa el abecedario y responde:

¿Por qué crees que algunas letras están pintadas del mismo color?

Puedes ayudarte observando el abecedario de la página anterior.



Para que te resulte más fácil memorizar el nombre de las letras en Inglés las hemos agrupado teniendo en cuenta los sonidos de sus nombres.

(Esto no es escritura fonética sino una manera aproximada a cómo lo pronunciaríamos en Español)

☺ Las letras de **color azul** llevan en su nombre el sonido **ei**.

a=**ei** h=**eich** j=**y ei** k=**kei**

☺ Las letras de **color lila** llevan en su nombre el sonido **i**.

b=**bi** c=**ci** d=**di** e=**i** g=**yi** p=**pi** t=**ti** v=**vi**

☺ Las letras de **color naranja** llevan en su nombre el sonido **e**.

f=**ef** l=**el** m=**em** n=**en** s=**es** x=**ex**

☺ Las letras de **color amarillo** llevan en su nombre el sonido **ai**.

i=**ai** y=**wai**

☺ Las letras de **color rosado** y **rojo** tienen sonidos que no se repiten.

o=**ou** r=**ar**

☺ Las letras de **color verde** llevan en su nombre el sonido **iu**.

q=**quiú** u=**iú** w=**dabeliú**

3. Read the dialogue.

-What's your name?

-My name is John Smith.

-Can you spell your surname, please?

- S - M - I - T - H

-When is your birthday?

- October 26th.

-I need a phone number to contact you.

- My phone number is 7-6-3-6-9-7-3-5.

-Where do you live?

-I live London. In the 67 of Great Square.

-What do you do for a living?

-I'm a policeman.

-What about your hobby and favourite food?

I play basketball and I love hamburgers.



1. Name: John Smith
2. Birthday: October 26, 1987
3. Address: 67 Great Square, London
4. Phone number: 76369735
5. Occupation: Policeman
6. Hobby: playing basket ball
7. Favorite food: hamburger

5. Write your personal information

	Name:
	Surname:
	Birthday:
	Address:
	Phone number:
	Occupation:
	Hobby:
	Favourite food:

4. Work in pairs.

-Ask and answer personal information. Spell your name and surname.



5. Let's play!

Hangman (Ahorcado)


Puedes jugar este juego online en el siguiente link:

<https://www.gamestolearnenglish.com/hangman/>

Rules:

- Formamos grupos.
- Cada grupo elige una palabra del vocabulario visto durante el año (países, nacionalidades, números, verbos, adverbios, etc) y dibuja en el pizarrón la cantidad de guiones que representen las letras de la palabra.
- El equipo que adivina arriesga letras de una en una hasta adivinar o formar la figura del ahorcado.
- Se puede arriesgar una sola vez deletreando correctamente la palabra.
- Gana el equipo que adivina más palabras antes de completar el dibujo del ahorcado.

Extra Activities – My school timetable



Days of the week

Monday (lunes)

Tuesday (martes)

Wednesday (miércoles)

Thursday (jueves)

Friday (viernes)

Saturday (sábado)

Sunday (domingo)

School subjects

Maths (Matemáticas)

Language (Lengua)

Science (Ciencias)

English (Inglés)

P.E. (Educación física)

Music (Música)

Art (Artes visuales)

Religion (Catequesis)

Technology (Tecnología)

Computing (Informática)

Extra Activities – Countries




- Unscramble and complete the crosswords. (Ordena los nombres de los países y completa las palabras cruzadas)

Extra Activities – Countries and nationalities

- Complete the sentences with the country and the nationality. (Completa las oraciones con los países y las nacionalidades.)
- Comienza a completar las oraciones con los contenidos aprendidos en la unidad 1.
- Investiga los que no conoces con la ayuda de un diccionario o en el buscador.

COUNTRIES & NATIONALITIES 1

Look at the pictures and complete the sentences with the name of the country and the nationality


  JOHN	  PIERRE	  FRANZ	  ALEXANDROS
  LUIGI	  JOAO	  MARÍA	  VICKIE
  AHMET	  AKIRA	  CHANG	  LUIS

1. John is from _____.
2. Pierre is from _____.
3. Franz is from _____.
4. Alexandros is from _____.
5. Luigi is from _____.
6. Joao is from _____.
7. María is from _____.
8. Vickie is from _____.
9. Ahmet is from _____.
10. Akira is from _____.
11. Chang is from _____.
12. Luis is from _____.

1. He is _____.
2. He is _____.
3. He is _____.
4. He is _____.
5. He is _____.
6. He is _____.
7. She is _____.
8. He is _____.
9. He is _____.
10. She is _____.
11. He is _____.
12. He is _____.

Extra Activities – Numbers

- Write the numbers to complete the crosswords. (Escribe los números para completar las palabras cruzadas)



Down:

1. 12
2. 26
3. 15
4. 14
5. 40
6. 10
7. 92
8. 90

Across:

9. 2
10. 11
11. 56
12. 9
13. 67
14. 80
15. 20

Draw a line to connect the numeral to number word (Une el número con su nombre)

12	nineteen	25	forty-five
49	thirty - one	30	twenty-one
31	twelve	45	forty-six
27	fifty	21	thirty
44	forty-nine	37	twenty-five
38	thirty-eight	46	fourteen
50	forty-four	36	thirty-seven
19	twenty-seven	14	thirty-six

Write the missing number

1	2			5			8		10
11		13			16			19	
21			24			27	28		
	32	33		35				39	
41			44		46				50

(Escribe en números y en palabras los que faltan)

.....


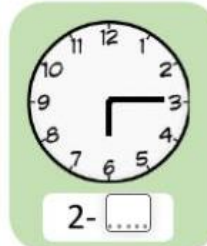










.....

.....

.....

Extra Activities – The time

1 Read and match



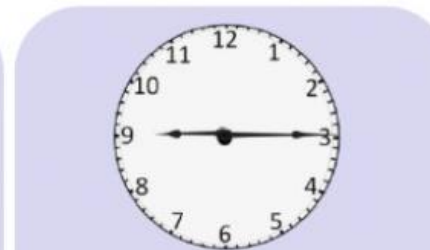



 1-.....	 2-.....	 3-.....	 4-.....	 5-.....	 6-.....
 7-.....	 8-.....	 9-.....	 10-.....	 11-.....	 12-.....

- a, It's four thirty-five.
- b, It's three five.
- c, It's twelve twenty.
- d, It's five forty-five.

- e, It's six fifteen.
- f, It's eleven o'clock.
- g, It's eight thirty.
- h, It's two fifty.

- i, It's four fifty-five.
- j, It's half past twelve.
- k, It's two o'clock.
- l, It's a quarter to one.

2 Look and write

 1. What time is it? It's <input type="text"/>	 2. What time is it? It's <input type="text"/>	 3. What time is it? <input type="text"/>
 4. What time is it? <input type="text"/>	 5. What time is it? <input type="text"/>	 6. What time is it? <input type="text"/>

PRONOMBRES PERSONALES / PERSONAL PRONOUNS (Subject form)

SINGULAR



1ª Persona
YO



I

2ª Persona
TÚ



YOU

3ª Persona
ÉL, ELLA, (ÉL/ELLA/ELLO)
COSAS Y ANIMALES



HE



SHE



IT



PLURAL



1ª Persona
NOSOTROS



WE

2ª Persona
VOSOTROS



YOU

3ª Persona
ELLOS




THEY

Ilustración Pictorina

Hail Mary

Hail Mary, full of grace,
The Lord is with you.
Blessed are you among women,
And blessed is the fruit
of your womb, Jesus.
Holy Mary, Mother of God,
Pray for us sinners,
Now and at the hour of our death.

Amen

A cartoon-style illustration of the Virgin Mary holding the infant Jesus. Mary is depicted with brown hair, a white veil, a blue robe, and a pink dress. She is holding the baby Jesus, who is wearing a white cloth. The illustration is positioned to the right of the prayer text.