



Colegio  
**San Bernardo**  
INICIAL Y PRIMARIA

*Educamos para la excelencia*



**MY NAME IS**



**TEACHER: Ma. Belén Oviedo**

**-2023-**

# INDEX

★ **UNIT 1: WELCOME!**  
**(Revision)**



★ **UNIT 2: WHAT'S THE  
WEATHER LIKE?**

★ **UNIT 3: AT SCHOOL!**

★ **UNIT 4: NUMBERS UP  
TO 12**

★ **UNIT 5: MY TOYS !**

# CLASSROOM LANGUAGE




# UNIT 1

# WELCOME

## REVISION

WHAT'S YOUR NAME?

MY NAME IS.....



HOW OLD ARE YOU?

I AM .....

4

# REVISION NUMBERS AND COLOURS



COLOURS AND NUMBERS

12345  
67890

© WHAT COLOUR IS IT?



--	--	--	--	--



--	--	--	--	--

© HOW MANY BALLOONS?



--	--	--	--	--



--	--	--	--	--

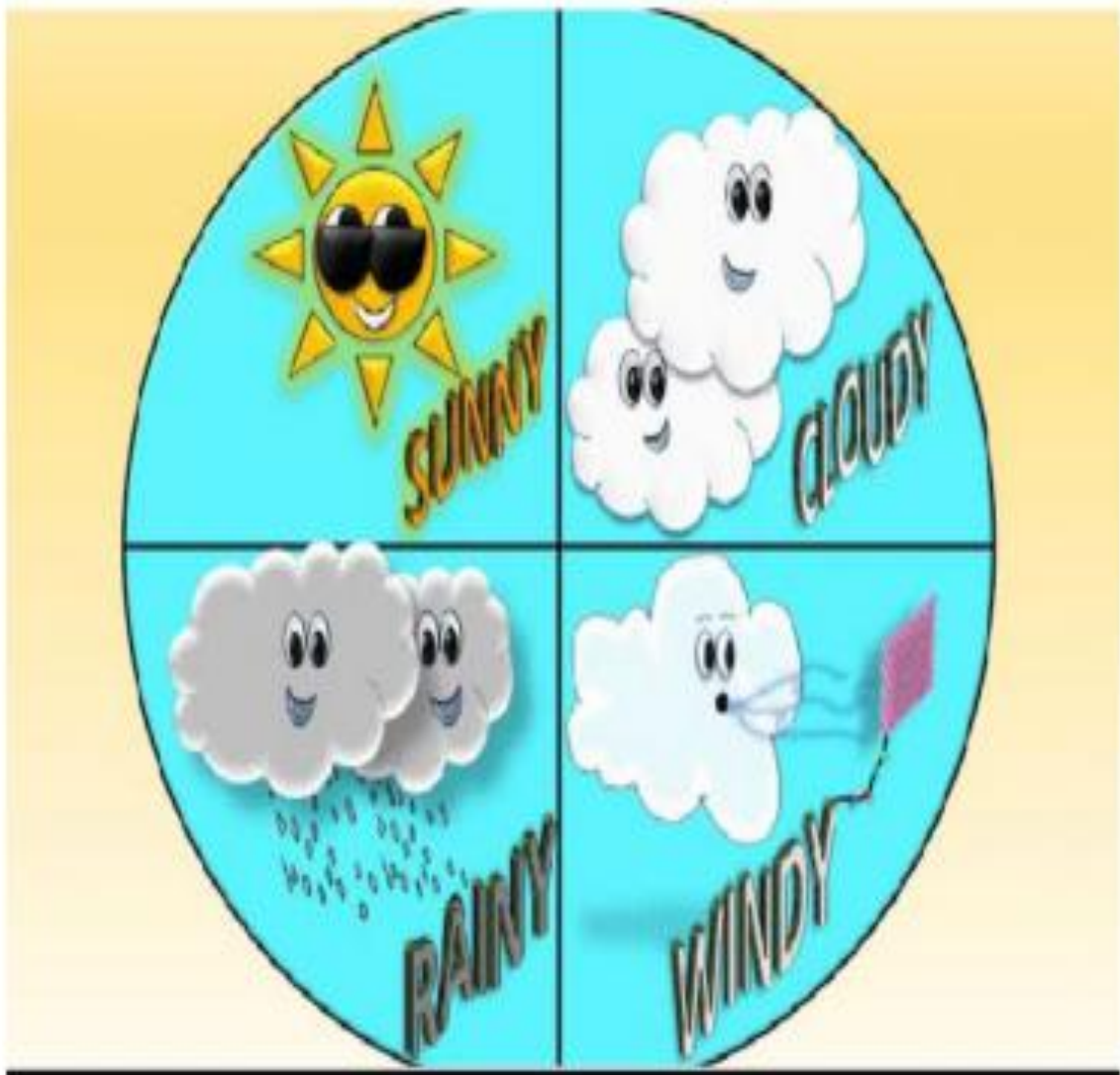
# UNIT 2:

# THE WEATHER

TODAY IS .....

IT'S .....

I'M.....



# \*DRAW THE WEATHER

TODAY IS RAINY

TODAY IS CLOUDY



TODAY IS WINDY


TODAY IS SUNNY



**LISTEN TO THE SONG!** What's the weather like today?

<https://www.youtube.com/watch?v=KUSbzn3STo>

# MATCH AND COLOUR



IT'S WINDY

IT'S SUNNY

IT'S RAINY

IT'S CLOUDY



sunny

cloudy

rainy

snowy

windy

hot


stormy

cold

# The Weather

→ Find the words in the wordsearch and write them in the correct gap.


F	O	N	W	A	R	M	S	Q	P	S
F	G	C	Q	I	N	Y	H	O	T	C
O	C	L	A	S	M	D	P	B	A	I
G	Y	O	D	N	S	K	C	O	L	D
G	A	U	T	O	B	S	R	P	Q	F
Y	I	D	C	W	O	U	P	O	M	S
J	N	Y	H	Y	R	N	A	U	V	T
B	O	V	X	L	H	N	D	R	I	O
R	A	I	N	Y	P	Y	J	K	A	R
S	B	H	Z	A	R	M	E	Z	X	M
C	W	I	N	D	Y	R	L	I	T	Y










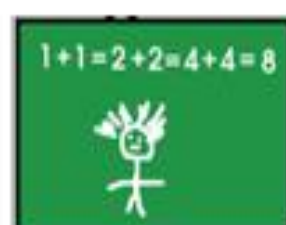


# UNIT 3: : AT SCHOOL



MATCH THE PICTURES TO THE WORDS



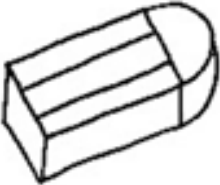

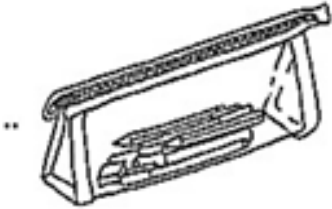


PENCIL  
BACKPACK  
PEN  
NOTEBOOK  
BOOK  
SHARPENER  
DESK  
PENCIL CASE  
ERASER  
SCISSORS  
GLUE  
BOARD  
RULER








**COMPLETE THE MISSING LETTERS (Completa las letras que faltan)**

**SCHOOL OBJECTS**

	P _____
	B _____
	E _____
	P _____
	P _____ C _____







**Now read and color the objects in the previous exercise (Lee y colorea los objetos del ejercicio 3)**

-  THE PENCIL IS RED
-  THE PEN IS YELLOW
-  THE BOOK IS BROWN
-  THE PENCIL CASE IS GREEN AND PURPLE
-  THE ERASER IS RED AND BLUE.

# CLASSROOM OBJECTS 2

1. Click to listen. Then drag and drop the labels:

- PENCIL
- SCISSORS
- CRAYON
- PEN
- RULER
- SHARPENER

		
<input style="width: 150px; height: 30px;" type="text"/>	<input style="width: 150px; height: 30px;" type="text"/>	<input style="width: 150px; height: 30px;" type="text"/>
		
<input style="width: 150px; height: 30px;" type="text"/>	<input style="width: 150px; height: 30px;" type="text"/>	<input style="width: 150px; height: 30px;" type="text"/>

2. Find the words in the Word-search puzzle:



A	R	E	A	S	A	F	P	E	W
O	S	C	I	S	S	O	R	S	D
T	H	H	I	F	U	A	L	M	T
D	A	K	I	B	R	L	O	R	A
C	R	A	Y	O	N	D	L	U	F
P	P	E	Q	U	D	R	K	L	L
T	E	E	F	P	E	N	K	E	L
J	N	K	M	I	Q	K	E	R	H
P	E	N	C	I	L	N	B	N	E
H	R	I	L	E	S	O	A	S	R



Read, match and colour.

I've got a blue pencil.

I've got a red pen

It's school time again!

I've got pink rubbers.

I've got glue and tape.

I've got a green ruler.

It's school time – that's great!

I've got purple notebooks.



## LEARN! PREPOSITIONS!

## LOOK AND PAY ATTENTION!

	<b>IN</b>
	<b>ON</b>
	<b>UNDER</b>

# SHOW WHAT YOU KNOW!

1 YES OR NO? CHECK.

1



THE RULER IS IN THE SCHOOLBAG.

YES

NO

2



THE PENCIL IS UNDER THE BOOK.

YES

NO

3



THE ERASER IS IN THE PENCIL CASE.

YES

NO

4



THE PENCIL SHARPENER IS ON THE BOOK.

YES

NO

5



THE RULER IS ON THE TABLE.

YES

NO

6









THE SCHOOLBAG IS UNDER THE TABLE.

YES







NO

# UNIT 4: NUMBERS 1- 12

## NUMBERS 1 TO 12

1	one	
2	two	
3	three	
4	four	
5	five	
6	six	

(c) www.mykiaskamen.co.za (2020)

7	seven	
8	eight	
9	nine	
10	ten	
11	eleven	
12	twelve	

(c) www.mykiaskamen.co.za (2020)

# BIRTHDAY PARTY

I/ Fill in the missing words and write the number

- Ex. 10 Ten    1.  On\_\_    2.  N\_\_ne
3.  thre\_\_    4.  T\_\_o    5.  si\_\_
6.  sev\_\_n    7.  \_\_en    8.  \_\_ive
9.  eigh\_\_    10.  twe\_\_ve



II/ Count and write the numbers:



III/

Write, draw and find the number.

$$\begin{array}{ccccccc}
 \begin{array}{|c|} \hline \cdot \\ \cdot \\ \cdot \\ \hline \end{array} & + & \begin{array}{|c|} \hline \cdot \cdot \\ \cdot \cdot \\ \cdot \\ \hline \end{array} & + & \begin{array}{|c|} \hline \\ \hline \end{array} & + & \begin{array}{|c|} \hline \\ \hline \end{array} & = & \begin{array}{|c|} \hline \\ \hline \end{array} \\
 \text{three} & & \text{five} & & \text{.....} & & \text{two} & & \text{eleven} \\
 \text{.....} & & \text{.....} & & & & \text{.....} & & \text{.....}
 \end{array}$$

# UNIT 5: MY TOYS!

## Toys



ball



kite



doll



yo-yo



toy car



top



robot




teddy bear



marble

# MORE TOYS!

Match the words with the correct toy.



teddy bear

car

scooter

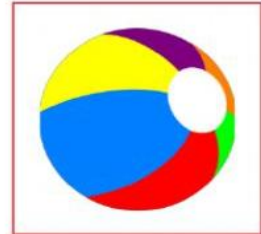
ball

doll


bike

robot

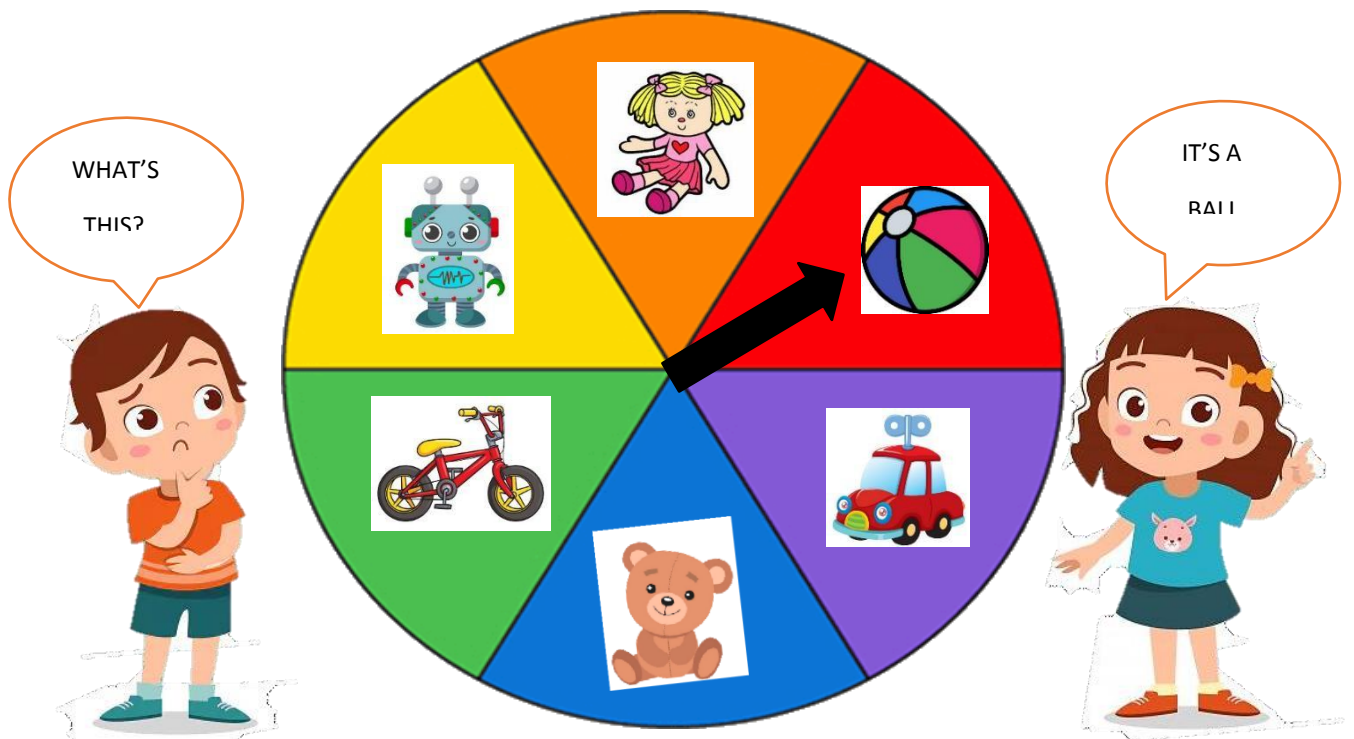
skateboard



1. LEARN.



2. PLAY.



3. READ AND MATCH.

WHAT'S THIS?

1.



IT'S A ROBOT.

2.




IT'S A CAR.

3.



IT'S A TEDDY BEAR.

4.



IT'S A BALL.

5.



IT'S A BIKE.

6.



IT'S A DOLL.

7.



IT'S A TRAIN.

1. LISTEN AND CIRCLE.

1



2



3



2. READ. THEN WRITE.


IT'S A ROBOT.      IT'S A BALL.      IT'S A TRAIN.      IT'S A BIKE.



a. IT'S A DOLL. \_\_\_\_\_



b. \_\_\_\_\_



c. \_\_\_\_\_

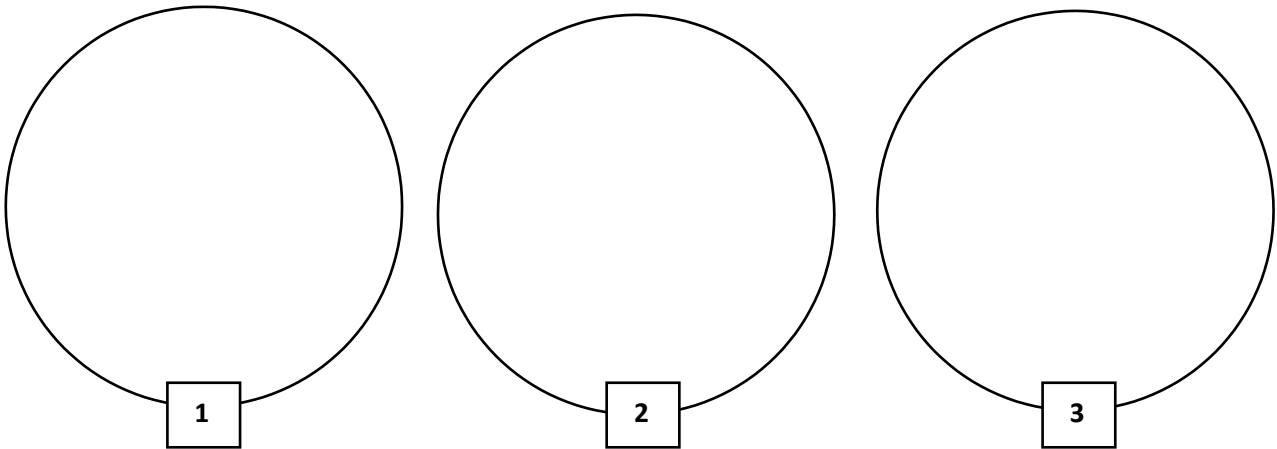


d. \_\_\_\_\_



e. \_\_\_\_\_

**3. LISTEN AND DRAW THE TOY.**




**4. READ AND DRAW.**


a) IT'S A CAR. IT'S BLUE.



b) IT'S A TEDDY BEAR. IT'S YELLOW.



c) IT'S A BIKE. IT'S RED.





# MY FAVOURITE TOY