

INDEX

- ★ UNIT 1: COUNTRIES AND NATIONALITIES
- ★ UNIT 2: WHAT'S THE TIME?
- ★ UNIT 3: MY TOWN
- ★ UNIT 4: MY SCHOOL WEEK

UNIT 1: COUNTRIES AND NATIONALITIES!

AGE AND NATIONALITY

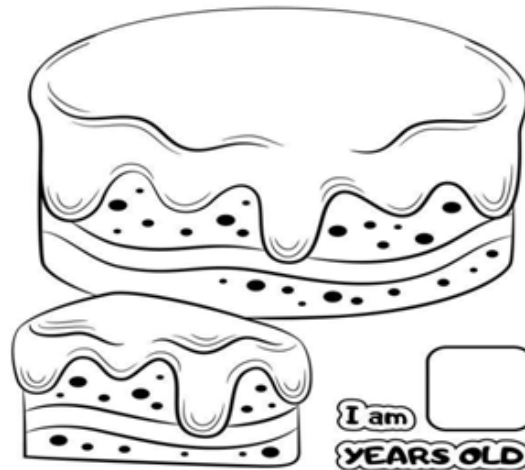
COLOUR AND WRITE

1 5 3 6
7 2 4 8

I am _____
years old.

How old are you?

DRAW AND COLOUR



COLOUR AND WRITE



WHERE ARE YOU FROM?

I'M FROM.....

DRAW YOUR FLAG

PLACE OF RESIDENCE

WHERE DO YOU LIVE?




COMPLETE

I LIVE IN

I LIVE IN

READ AND WRITE (LEER Y ESCRIBIR)

*MY NAME IS ALICE. MY SURNAME IS SMITH.
I AM 5 YEARS OLD. I AM ENGLISH, I AM
FROM ENGLAND. I LIVE IN MANCHESTER,
LONDON.*



LET'S LEARN MORE !

WHERE ARE YOU FROM? ¿De dónde eres?
I am from ARGENTINA (Yo soy de Argentina)

Hoy trabajaremos con países alrededor del mundo ¡A prestar mucha atención!


<https://www.youtube.com/watch?v=0vY2sf2jty4>

1- Luego de observar el video elige **UNO** de estos países y realiza la bandera de ese país en tu cuaderno. Realiza una breve descripción de la misma. Te dejo mi ejemplo continuación.



ARGENTINA. THIS IS ARGENTINA'S FLAG. IT IS LIGHT BLUE AND WHITE.

(No puedes usar Argentina)



- 2- Usando el video completa el cuadro con las nacionalidades o países correspondientes. Investiga los que están en el cuadro pero no aparecen en el video. Te dejo un video extra de ayuda.

<https://www.youtube.com/watch?v=0n2XsT8NT28>

COUNTRIES	NATIONALITIES
BRAZIL	
	PORTUGUESE
ITALY	
AUSTRALIA	
	BRITISH
USA	
JAPAN	
	CHINESE
MEXICO	
	ARGENTINIAN

NOW LEARN MORE!! (¡Aprendé más!)

Where ... from?


¿De qué país eres tú?

Where are you from?

I'm from Mexico.

Yo soy de México

¿Cuál es tu NACIONALIDAD?



Yo soy mexicano



EN INGLES PAÍSES Y NACIONALIDADES SE ESCRIBEN AMBOS CON MAYÚSCULA. USAMOS EL VERBO TO BE PARA AMBOS

I AM FROM MEXICO

I AM MEXICAN

1- Complete the sentences. Use the words from the box.

(Completa las oraciones. Usa las palabras de la caja)

AM- ENGLISH-FROM-BRAZILIAN-AM- FRENCH- FROM

1 My name's Katrina. I'm from England. I'm _____.

2 I _____ from China. I _____ Chinese.



3 They are _____. They are _____ France.


4 Ruben is _____ Cape Town, South Africa.










5 My family is from Rio de Janeiro. We are _____.

COUNTRIES

Listen and repeat:

COUNTRY	ADJECTIVE
🗣️ Australia 	🗣️ Australian 
🗣️ Brazil 	🗣️ Brazilian 
🗣️ China 	🗣️ Chinese 
🗣️ Egypt 	🗣️ Egyptian 
🗣️ Germany 	🗣️ German 
🗣️ Italy 	🗣️ Italian 
🗣️ France 	🗣️ French 

COUNTRY	ADJECTIVE
🗣️ Japan 	🗣️ Japanese 
🗣️ Mexico 	🗣️ Mexican 
🗣️ Morocco 	🗣️ Moroccan 
🗣️ Portugal 	🗣️ Portuguese 
🗣️ Russia 	🗣️ Russian 
🗣️ Spain 	🗣️ Spanish 
🗣️ USA  United States of America	🗣️ American 

Mark



I am Mark.

I am from Germany.

I'm German.

Lien



.....
.....
.....

Yuri



.....
.....
.....

Maria




.....
.....
.....

Etan



.....
.....
.....

Michael



.....
.....
.....

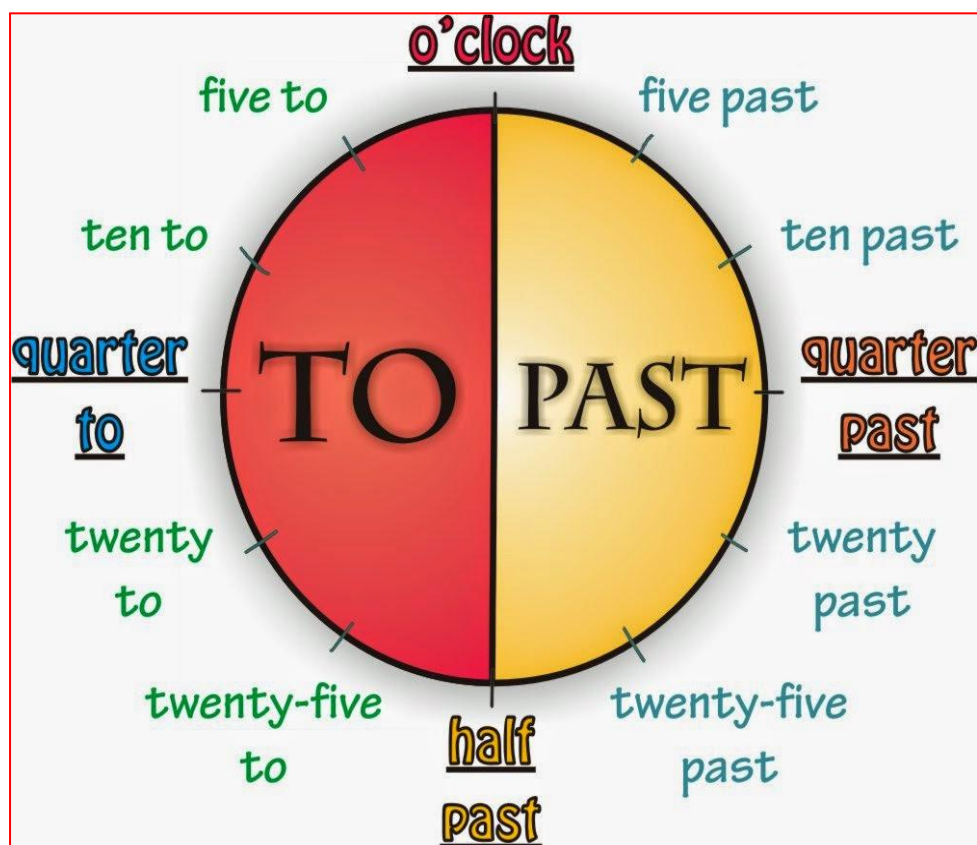
UNIT 2: WHAT'S THE TIME?

WHAT'S THE TIME? (¿QUÉ HORA ES?)


1-Pay attention to this video! (Presta atención al video explicativo de la hora.)

<https://www.youtube.com/watch?v=fq2tRfHu5s8>

2- Luego observa la imagen ilustrativa que te dejo adjunta para aclarar las ideas.



What's the time?



quarter past
half past
twenty to
o'clock

twenty-five past
five to
twenty-five to
twenty past

quarter to
ten past
five past
ten to

READ AND LEARN!



IT'S FIVE O'CLOCK



IT'S A QUARTER PAST ONE



IT'S A QUARTER TO ONE

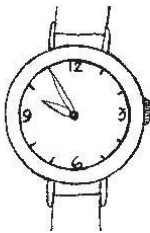


IT'S HALF PAST TEN

LET'S PRACTICE!

Write the times.

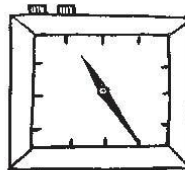
0



1




2




3



4



5



0 It's *five to ten*. _____

1 It's _____

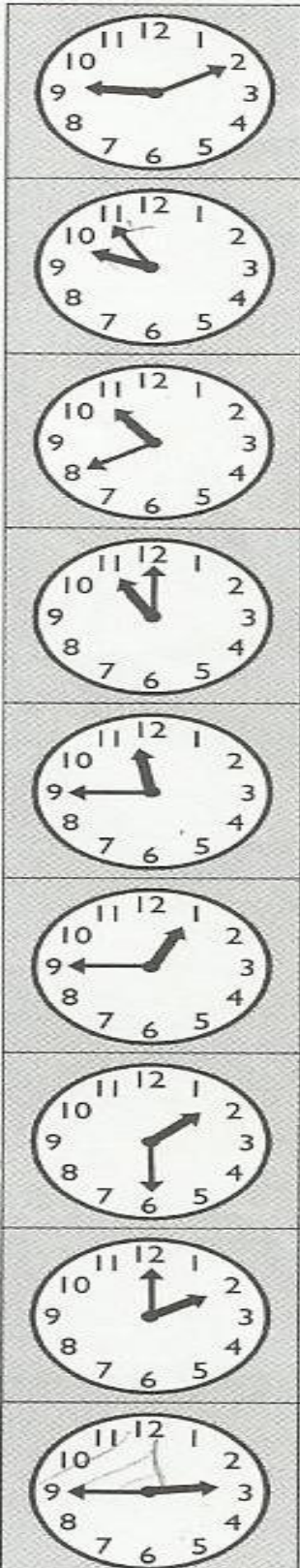
2 It's _____

3 It's _____

4 It's _____

5 It's _____

WRITE THE TIMES



IT'S.....

IT'S.....

IT'S.....

IT'S.....

IT'S.....

IT'S.....

IT'S.....

IT'S.....

IT'S.....

UNIT 3: MY TOWN

<https://www.youtube.com/watch?v=EfD2k9beP-4>

WELCOME TO MY TOWN

* Watch the video and match the places in the map.
(Mira el video y une los lugares en el mapa.)



- POLICE OFFICE
- PARK
- BAKERY
- FIRE STATION
- HOSPITAL
- BUS STOP
- LIBRARY



- THEATER
- MUSEUM
- SCHOOL
- SUPERMARKET
- POST OFFICE
- RESTAURANT
- BANK

PLACES IN A CITY



- GRAMMAR -

1. Look at the map. Then, answer the questions.



1. Is there a supermarket? _____
2. Are there three cars? _____
3. Is there a swimming pool? _____
4. Is there a dog? _____
5. Are there two parks? _____
6. Are there two shops? _____
7. Is there a school bus? _____
8. Is there a hotel? _____
9. Are there two supermarkets? _____
10. Is there a zoo? _____



Remember!

Is there...?



Yes, there is.



No, there isn't.

Are there...?



Yes, there are.



No, there aren't

There is / There are

1. Look and write.

There is or There are



1. _____ a park in my town.
2. _____ two schools in my town.
3. _____ a police station in my town.
4. _____ two supermarkets in my town.
5. _____ a hospital in my town.
6. _____ a restaurant in my town.
7. _____ two toy shops in my town.



MY TOWN

In my town there is a library. There is a school. There is a bank. There is a church. There is a restaurant. There is a bus stop. There is a small park.

There isn't a theatre. There isn't a town hall.

There are four people. There are three trees. There are four vehicles. There are streets. There are houses.

There aren't train stations. There aren't cafés. There aren't cinemas.

Read and answer the questions. Use: Yes, there is /No, there isn't; Yes, there are /No, there aren't.

1. Is there a dog? _____
2. Is there an elephant? _____
3. Are there trees? _____
4. Is there a bus? _____
5. Are there airports? _____
6. Is there a church? _____
7. Is there a theatre? _____
8. Are there houses? _____
9. Are there train stations? _____

UNIT 4: MY SCHOOL WEEK

DAYS OF THE WEEK

MONDAY

TUESDAY

WEDNESDAY

THURSDAY

FRIDAY

SATURDAY

SUNDAY

Days of the Week	
Sunday, Monday, Tuesday, Wednesday, Thursday, Friday, Saturday	
Today is Monday.	
What day is tomorrow?	<input type="text"/>
What day was yesterday?	<input type="text"/>
Today is Thursday.	
What day is tomorrow?	<input type="text"/>
What day was yesterday?	<input type="text"/>
Today is Tuesday.	
What day is tomorrow?	<input type="text"/>
What day was yesterday?	<input type="text"/>
Today is Wednesday.	
What day is tomorrow?	<input type="text"/>
What day was yesterday?	<input type="text"/>
Today is Friday.	
What day is tomorrow?	<input type="text"/>
What day was yesterday?	<input type="text"/>


SCHOOL SUBJECTS



Geography



Science



Maths



History



Music



PE




Arts



English

ADD MORE SUBJECTS YOU HAVE AT SCHOOL!

What's your favourite subject?




SCHOOL SUBJECTS

1. Match



SCIENCE



MUSIC



ART



MATHS

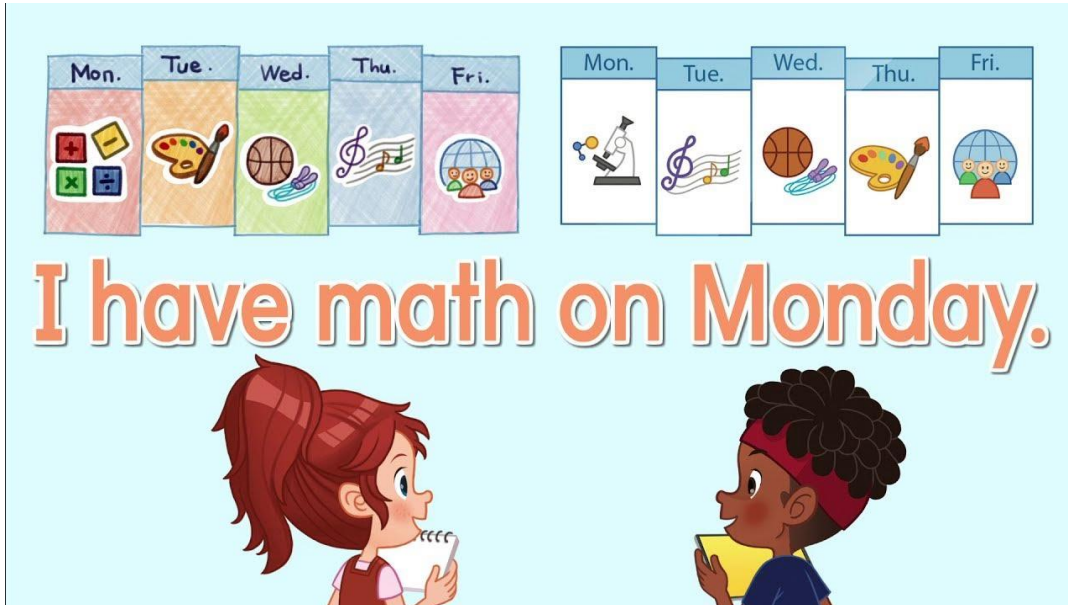


ENGLISH



PE

PAY ATTENTION! Then write
about you!



Ex. I have ART on Tuesdays

- -----
- -----
- -----
- -----
- -----
- -----
- -----

	9:00	9:30	10:30	11:00
MONDAY				
TUESDAY				
WEDNESDAY				
THURSDAY				
FRIDAY				

Look at the timetable and write YES or NO (*Mira los horarios y escribe YES o NO para cada oración*):

- 1) We have got Maths on Mondays at nine o'clock. _____
- 2) We have got Art on Fridays at half past ten. _____
- 3) We have got Music on Wednesdays at eleven o'clock. _____
- 4) Every day we have got English. _____
- 5) We never have got Sport on Mondays. _____
- 6) We always have got Music on Tuesdays. _____
- 7) We have got Art on Thursdays at nine o'clock. _____
- 8) Every day we have got Music. _____
- 9) We start school at eight o'clock. _____
- 10) We have got Sport on Fridays at eleven o'clock. _____

LECCION ORAL: Conversa con tu teacher de tu semana escolar, que materias tienes cada día y cuál es tu material favorita.

Practica aquí.

My favourite school subject

Complete and draw.

My favourite school subject is.....

I have on

Estudiar para el día _____