



Colegio
San Bernardo
INICIAL Y PRIMARIA

Educamos para la excelencia

English

6°

STUDENT:

6° GRADO

TEACHER: *Ma. Belén Oviedo*

Year: 2023




INDEX



- ★ WELCOME STUDENTS!
- ★ UNIT 1: WE ARE FRIENDS!
- ★ UNIT 2: I AM A STUDENT!
- ★ UNIT 3: DEMONSTRATIVES!
- ★ UNIT 4: THERE IS/THERE ARE - PREPOSITIONS OF PLACE

WELCOME STUDENTS!

1  Read this school notice board.



2  Circle the correct option. Then listen and check.

1 A: Hi! I'm Tomás. What's your name? / How old are you?

B: Hi! I'm Jeremy.

2 A: What's your surname, Jeremy?

B: Graham.

A: How are you? / How do you spell it?

B: G-R-A-H-A-M

3 A: How old are you, Tomás? / How are you?

B: I'm 13.

4 A: Hello, Jeremy! I'm Andrew Jones, your new teacher.

B: Nice to meet you, Mr Jones.

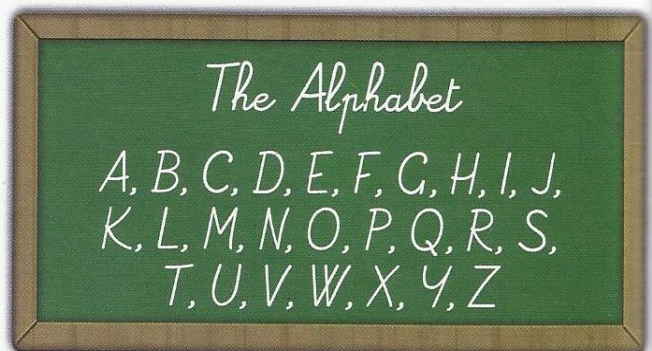
A: How are you? / Nice to meet you too.

5 A: Hi, Tomás! How are you? / Nice to meet you.

B: Fine, thank you. And how are you, Bill?

A: Fine, thanks.

3  Listen and repeat:



4 Can you spell these surnames?

1 Graham

2 Smith

3 Williams

4 Jones

5 Your surname

5 Answer these questions about yourself.

- 1 What's your name?

- 2 What's your surname?

- 3 How do you spell it?

- 4 How old are you?

- 5 What class are you in?

6 **14** Listen and complete the list.

- | | | |
|-------------|---------------|-----------------|
| 0 zero / oh | 11 eleven | 22 twenty-two |
| 1 one | 12 _____ | 23 _____ |
| 2 two | 13 _____ | 24 _____ |
| 3 _____ | 14 fourteen | 25 twenty-five |
| 4 four | 15 fifteen | 26 twenty-six |
| 5 five | 16 _____ | 27 twenty-seven |
| 6 six | 17 _____ | 28 _____ |
| 7 _____ | 18 eighteen | 29 _____ |
| 8 _____ | 19 nineteen | 30 thirty |
| 9 nine | 20 twenty | 31 thirty-one |
| 10 ten | 21 twenty-one | |

7 **15** Lyn and Wendy meet for the first time at Green Valley International School. Put the dialogue in order using numbers. Then listen and check.

- Lyn: Hello! I'm Lyn. 1
- Wendy: How do you spell Fairhurst? _____
- Lyn: See you! _____
- Wendy: Thank you. And how old are you, Lyn? _____
- Lyn: And I'm Lyn Fairhurst. 3
- Wendy: Hi, Lyn! I'm Wendy. Wendy Williams. _____
- Lyn: I'm 13. What about you? _____
- Wendy: I'm in class 1B too. That's great! See you later, Lyn. _____
- Lyn: I'm in class 1B. _____
- Wendy: I'm 12. What class are you in? _____
- Lyn: F-A-I-R-H-U-U-R-S-T _____

8 **16** Practise with a classmate. Have a similar conversation to the one in activity 7.

- A: Hi! I'm Pablo. What's your name?
B: Hi, Pablo! I'm Anna. Anna Miller.
A: And I'm...

9 **17** Complete this text about yourself.

Hi!
My name's _____ and my
surname is _____
I'm _____ years old. I'm in class
_____ at _____
_____ school.
How about you?

Useful Tip > Language


First name or simply name: *Anna, Pablo*, etc.
Surname (UK) or last name (US): *Miller, Jones*, etc.
Some people have got a middle name:
Anna Louise Miller



1 Look at the picture of a classroom at Green Valley International School. Number the objects in the list.

- Classroom objects
- Classroom language
- *this / these; that / those*
- *a / an + noun*
- *the + noun (s)*

- | | | |
|-------------------------------------|--|---------------------------------------|
| <input type="checkbox"/> a clock | <input type="checkbox"/> a desk | <input type="checkbox"/> a book |
| <input type="checkbox"/> a pencil | <input type="checkbox"/> a whiteboard | <input type="checkbox"/> a pen |
| <input type="checkbox"/> a computer | <input type="checkbox"/> a notebook | <input type="checkbox"/> an eraser |
| <input type="checkbox"/> a door | <input type="checkbox"/> a pencil case | <input type="checkbox"/> a litter bin |




5 Listen and tick the classroom language Mr Jones and his students use in class at Green Valley School.



1 Open your books at page 3, please!




2 Please, close the door!



3 Look at the board! Pay attention, please!




4 Read the text.



5 Listen to the CD!



6 Write your name, please!



7 May I go to the toilet, Mr Jones?



8 Can I have some water, please?

UNIT 1: WE ARE FRIENDS!

(Aprendemos los pronombres personales)



I → YO
YOU → TÚ/VOS
HE → EL
SHE → ELLA
IT → ESO (COSAS O ANIMALES)
YOU → VOSOTROS/USTEDES
WE → NOSOTROS
THEY → ELLOS

- SI TIENES LA POSIBILIDAD TE INVITO A QUE VEAS UN VIDEO EXPLICATIVO CORTO SIGUIENDO ESTE LINK PARA PRACTICAR LOS PRONOMBRES.

<https://www.youtube.com/watch?v=cVkSndpZtN0>

Complete the chart (completa el cuadro)

I	
	TU/VOS
HE	
	ELLA
IT	
YOU	
	NOSOTROS
THEY	

WRITE THE CORRECT PERSONAL PRONOUN

WE- HE –YOU – SHE – THEY – IT – I -



Let's practice! (Practicamos)

RETOMAREMOS LOS PRONOMBRES PERSONALES. Practiquen diciéndolos en vos alta y escuchándolos. Vean el video que les compartí nuevamente.

-Hoy trabajaremos remplazar diferentes sujetos por pronombres personales. ¡Presta atención!

Maria is my sister (Maria es mi hermana)



SHE is my sister (Ella es mi hermana)

Lucia and Felipe are friends. (Lucia y Felipe son amigos)



THEY are friends. (Ellos son amigos)

HANDS ON ENGLISH!!

Write the correct **PERSONAL PRONOUNS:-HE-SHE-IT-WE-THEY** (Escribí el pronombre que corresponde.)

Patrick _____ Susan and Charles _____
 The students. _____ Mary _____
 The animals. _____ Carl and Meg _____
 My friends _____ The house. _____
 The cat. _____ My brothers _____
 The dog _____ My mother _____

1) **CHOOSE THE CORRECT PRONOUNS:** Elija el pronombre correcto (he, she, it, they)



A



A book



Gloves



A dog



A girl



Players



A family



Kids



A boy



A boy



A rose




A ball

LOOK AT THE PICTURE AND CIRCLE THE CORRECT ANSWER.

1.  He
 She
 They

5.  We
 She
 You


2.  You
 I
 He

6.  He
 We
 You

3.  We
 He
 You

7.  They
 She
 He

4.  We
 You
 They

8.  He
 She
 It

REPLACE THE NOUN FOR A PRONOUN.

1. Carlos is a good student. _____ is a good student.

2. Sara and Gabriel are Friends. _____ are friends.

3. The rabbit is beautiful. _____ is beautiful.

4. Carol and I are students. _____ are students.

5. The door is brown. _____ is brown.

6. My mother is at home. _____ is at home.

7. The books are new. _____ are new.

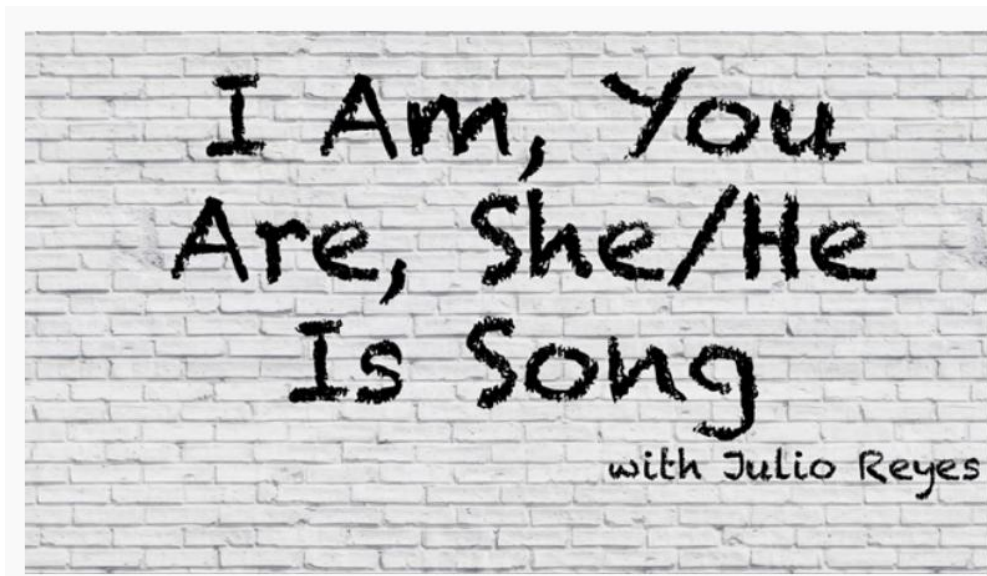
8. The apple is delicious. _____ is delicious.

UNIT 2: I AM A STUDENT!

Con atención observa el siguiente video.

El **VERB TO BE** es el verbo SER o ESTAR, y tiene muchos usos en Ingles.

https://www.youtube.com/watch?v=KCsmtbOOG_w




TO BE

I AM



HE IS



WE ARE



SHE IS



YOU ARE



YOU ARE



IT IS



THEY ARE



Match and write.

it we you they

am are is

he you she I

I we

you you

he they

she

it

Complete with the personal pronouns. (I- HE-SHE-IT-YOU-WE-THEY)

- 1- My name is Claudia.am from Rome
- 2- This is my friend Tony.is ten
- 3- Luca and Lisa are new students.are from Rome
- 4- Look at that car.is Indian
- 5- Sabrina and I are thirteen.are in year 9
- 6- My favourite actor is Daniel Radcliff.is English
- 7- Juliette Binoche isn't English. is from France
- 8- Karl is British andis from Oxford.

Complete with "to be"

- 1- Romein Italy
- 2- Yasmin and Emma13
- 3- CharlieEnglish
- 4- My mp3 playernew
- 5- Youmy best friend.
- 6- My mother and my fatherdoctors.
- 7- I good at tennis
- 8- Theymy classmates

Verb to be

My name is Are.

We

You are

They

My name is Am.

I am

My name is Is.

He

She is

It



1. Fill in with the verb to be.

I _____

We _____

He _____

They _____ happy.

She _____

You _____

It _____

Hello! We are the verb to be!

2. Match as in the example.

am

is

are

Ben

Alice

I

frog

Tom and
Lily

he

girl

you

we

They

We

cat

3. Help Draggy to write a letter.



I _____ Draggy. I _____ a good dragon. My brother _____ Plog. He _____ six. Dotty _____ my sister. She _____ ten. They _____ funny. We _____ best friends. Dotty and I _____ pupils. You _____ a pupil too.








4. Fill in with the verb to be.

1. Ben _____ a good boy.
2. Tom and I _____ friends.
3. Sally _____ a pupil.
4. Molly and she _____ sisters.
5. Danny and Ann _____ sad.
6. Frank _____ funny.
7. My dog _____ nice.
8. A tiger _____ black and orange.
9. David, Sam and Pam _____ eight.

UNIT 3: DEMONSTRATIVES!

DEMONSTRATIVE: THIS/THESE-THAT/THOSE

- **PAY ATTENTION!** (Presta atención) Sigue el siguiente enlace de [youtube](#)

Demostrativos en inglés			
 <p>This cat is small Este gato es pequeño</p>	 <p>These cats are small Estos gatos son pequeños</p>		
 <p>That cat is small Ese gato es pequeño</p>	 <p>Those cats are small Esos gatos son pequeños</p>		
 Si quieres aprender inglés GRATIS, ve a: www.aprenderinglesrapidoyfacil.com			
<p>El o los objetos están CERCA</p>	<p>This ➡ +Este +Esta</p>	<p>These ➡ +Estos +Estas</p>	
<p>El o los objetos están LEJOS (No los puedo tocar)</p>	<p>That ➡ +Ese +Esa</p>	<p>Those ➡ +Esos +Esas</p>	



➤ WORK ON THE FOLLOWING ACTIVITIES

1-Coloca THIS o THESE (AQUI)

2-Coloca THAT o THOSE (ALLÁ)

THIS-THAT/THOSE-THOSE

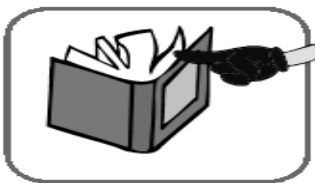
Put in THIS or THESE (HERE!!!)

- | | | |
|---------------|----------------|---------------|
| _____ book | _____ children | _____ woman |
| _____ books | _____ trousers | _____ teeth |
| _____ house | _____ tooth | _____ foot |
| _____ houses | _____ jeans | _____ teacher |
| _____ pencils | _____ men | _____ people |
| _____ mice | _____ pupil | _____ child |

Put in THAT or THOSE (THERE!!!)

- | | | |
|--------------|---------------|-----------------|
| _____ house | _____ boys | _____ buildings |
| _____ houses | _____ animals | _____ birds |
| _____ horse | _____ man | _____ secretary |
| _____ horses | _____ people | _____ windows |
| _____ girl | _____ car | _____ office |

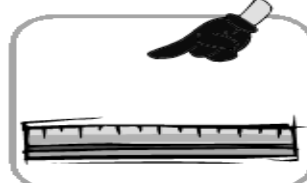
Complete using THIS-THAT-THESE-THOSE (Completa usando THIS- THAT-THESE-THOSE)



_____ is a book




_____ are books.




_____ is a ruler.



_____ is a school bag



_____ is a rubber.



_____ are paper clips



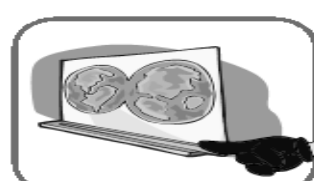
_____ are pens.




_____ is a pencil sharpener



_____ are pencils.



_____ is a map.



_____ is a desk.



_____ is a notebook.

UNIT 6: THERE IS-THERE ARE

PREPOSITIONS OF PLACE

There is/are

Positive

There	is	a table.
	are	two desks.

Negative

There	isn't	a table.
	aren't	any desks.

Yes/No Questions


Is	there	a table?
Are		any desks?

Short Answers


Yes, **there is**. / No, there isn't.

Yes, **there are**. / No, there aren't.


PREPOSITIONS OF PLACE




IN




ON




UNDER




NEXT TO



BEHIND



IN FRONT OF



BETWEEN

Choose the right preposition



under
behind
next to



in front of
in
on



on
behind
next to



in front of
in
under



in front of
in
next to



on
in front of
next to



on
behind
next to



behind
in
under



under
behind
next to



in front of
in
on



on
behind
next to



in front of
in
under

1. Choose the right preposition



in
behind
under



in
on
under



next to
behind
under



next to
behind
in front of




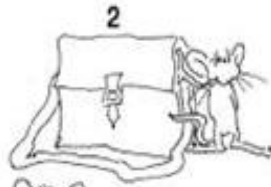
on
behind
in



in
behind
under



There is/there are and prepositions of place



Complete with in, on under, next to

- 1.the mouse isthe box.
- 2-the mouse is.....the bag.
- 3-the mouse is.....the floor.
- 4-the mouse isthe chair.
- 5-the mouse isthe table.



Complete with there is/there are and prepositions of place


-a birthday cake.....the table.
three carrotsthe table.
a carrotthe cauliflower.
a catthe table.
five applesthe table.
two bananas.....the table.
a tortoisethe table.
a mousethe cat and the
 cake.
a candlethe cake




Now read and draw on your copybook.

There is a spider and its web under the table. There is a book on the table, there is a chair next to the table. There is a cat on the chair. There is a vase between the book and the album, there are three flowers in the vase.
 There are a snake and a hamster under the chair.





1. Choose the correct preposition of place



2. Look the picture and read the sentences



- | | | |
|--|-------------|--------------|
| 1. The family photo is on the wall. | TRUE | FALSE |
| 2. The T.V is behind the table. | TRUE | FALSE |
| 3. The fireplace is under to the sofa. | TRUE | FALSE |
| 4. The cushion is on the sofa. | TRUE | FALSE |
| 5. The coffee table is in front of the armchair. | TRUE | FALSE |
| 6. The chair is near the cupboard. | TRUE | FALSE |

3. Complete with the correct part of the house

- I do my homework in the _____
- I wash my hands and clean my teeth in the _____
- We wash and iron our clothes in the _____
- My parents cook the meals in the _____
- My parents keep the car in the _____
- This room is under the roof of my house _____