



# ESC. PROF. MERCEDES GALLARDO VALDEZ



**Student's name:** \_\_\_\_\_

**Grade: 6th.**

**Year 2024**

## **PAUTAS DE TRABAJO DE LENGUA EXTRANJERA –INGLÉS-**

**EN EL PRESENTE CICLO LECTIVO LOS ALUMNOS DEBERÁN CUMPLIR CON LOS SIGUIENTES ITEMS PARA UNA MEJOR ORGANIZACIÓN Y EFECTIVO APRENDIZAJE DEL IDIOMA:**

- **ASISTIR A CADA CLASE CON SU MATERIAL DE TRABAJO ( CUADERNO NUEVO O DEL AÑO ANTERIOR , LIBRO Y/O CUADERNILLO) EN BUENAS CONDICIONES Y DEBIDAMENTE ROTULADOS PARA MAYOR IDENTIFICACIÓN EN CASO DE EXTRAVÍO.**
- **EN CASO DE NO ASISTIR A CLASE, DEBERÁN SOLICITAR A SUS PARES LAS TAREAS REALIZADAS PARA EVITAR ATRASARSE Y CON MAYOR RAZÓN SI SE FECHA UNA EVALUACIÓN.**
- **SI EL ALUMNO OLVIDA SU CUADERNO Y COPIA EN EL DE OTRA ASIGNATURA, CONTROLAR QUE LA TAREA SEA COPIADA EN EL CUADERNO DE INGLÉS, COMO ASÍ TAMBIEN LAS ACTIVIDADES DEL LIBRO O CUADERNILLO ( DADAS COMO DEBERES DEL DÍA).**
- **LAS PRUEBAS ESCRITAS Y LOS TRIMESTRALES SE COMUNICARAN CON UN MÍNIMO DE 15 ( QUINCE) DÍAS DE ANTICIPACIÓN Y ESTARÁN BASADOS EN LA EJERCITACIÓN DESARROLLADA EN CLASE.**
- **EN CASO DE NO PODER ASISTIR A LA EVALUACIÓN Y /O TRIMESTRAL, DEBERÁN AVISAR A LA MAESTRA O PROFESOR A CARGO DEL CURSO SOBRE LOS MOTIVOS DE LA AUSENCIA, PARA QUE SE NOS INFORME. SI LA INASISTENCIA FUE POR ENFERMEDAD DEBERÁ ESTAR RESPALDADA POR UN CERTIFICADO MÉDICO.**
- **EL ALUMNO QUE SE AUSENTE A LA EVALUACIÓN SERÁ EVALUADO INMEDIATAMENTE EN LA PRÓXIMA CLASE EN LA QUE SE HAGA PRESENTE.**
- **LAS PRUEBAS ESCRITAS DEBERÁN ESTAR FIRMADAS Y PEGADAS EN SUS RESPECTIVOS CUADERNOS CON EL FIN DE CONTROLAR LAS NOTAS OBTENIDAS.**
- **EL CUMPLIMIENTO DE LOS ITEMS EXPUESTOS IMPACTAN EN LA NOTA CONCEPTUAL AL FINAL DE CADA TRIMESTRE.**

**“ ESTIMADO PADRES : SE AGRADECE EL APOYO Y LA COLABORACIÓN RECIBIDOS PARA FORTALECER EL PROCESO DE ENSEÑANZA-APRENDIZAJE DE UNA SEGUNDA LENGUA”**

---

**FIRMA DEL PADRE/ MADRE O TUTOR**

# Personal Pronouns



Activity 1- Look at the pictures and choose the correct pronoun

they  
I

it  
we

you  
it

he  
we

he  
they

you  
it

she  
it

we  
they

# Verb to be

## Affirmative / short form

I am	I'm
You are	You're
We are	We're
They are	They're
He is	He's
She is	She's
It is	It's

## Negative / short form

I am not	I'm not
You are not	You aren't
We are not	We aren't
They are not	They aren't
He is not	He isn't
She is not	She isn't
It is not	It isn't

## Interrogative

Am I?
Are you?
Are we?
Are they?
Is he?
Is she?
Is it?

Activity 1. Complete with: *am, is or are*

1. Donna \_\_\_\_ my best friend.
2. Ron and Dave \_\_\_\_ brother and sister.
3. My grandmother \_\_\_\_ 90 year old.
4. You \_\_\_\_ a good student.
5. My house \_\_\_\_ very pretty.
6. I \_\_\_\_ not at home.
7. Dan and I \_\_\_\_ in school right now.
8. My book \_\_\_\_ 300 pages long.
9. My friends \_\_\_\_ funny.
10. The children \_\_\_\_ at a summer camp.

11. Cindy \_\_\_\_ my best friend.
12. Peter and Kate \_\_\_\_ my cousins.
13. Johnny \_\_\_\_ my brother.
14. You \_\_\_\_ a god student.
15. They \_\_\_\_ at school.
16. It \_\_\_\_ an orange.
17. I \_\_\_\_ from Uruguay.



18. Phil and I \_\_\_\_\_ good friends.

19. It \_\_\_\_\_ an old house.

20. You \_\_\_\_\_ an engineer.

Hello girls. Welcome to school! Let's introduce our teachers:

This is James. He \_\_\_\_\_ the English teacher and he \_\_\_\_\_ from England. This is Rose. She \_\_\_\_\_ the cook and she \_\_\_\_\_ from London. This is John and this is Anne. They \_\_\_\_\_ students. They \_\_\_\_\_ from Scotland. You \_\_\_\_\_ good students.

Girls, we \_\_\_\_\_ ready and I think the teachers \_\_\_\_\_ ready too.

**Activity 2. Write: *am not, is not or are not***

1. Lily \_\_\_\_\_ my best friend.
2. Paul and you \_\_\_\_\_ classmates.
3. Michael \_\_\_\_\_ my cousin.
4. You \_\_\_\_\_ bad at Maths.
5. They \_\_\_\_\_ in the classroom.
6. It \_\_\_\_\_ an apple.
7. Felicia and I \_\_\_\_\_ sisters.
8. I \_\_\_\_\_ her teacher.
9. It \_\_\_\_\_ a book bag
10. You \_\_\_\_\_ a doctor.

**Activity 3. Replace and write: *'m not, isn't or aren't***

1. She / interested in History She isn't interested in History \_\_\_\_\_
2. I / hungry and tired \_\_\_\_\_
3. Spain / in America \_\_\_\_\_
4. Emeralds / cheap \_\_\_\_\_
5. The weather / very fine today \_\_\_\_\_

Activity 4. Complete with: *am, is, are / 'm not, isn't, aren't*

1. Laura and Adam \_\_\_\_\_ from Oxford. ❌
2. Oxford \_\_\_\_\_ in England. ✅
3. Tom \_\_\_\_\_ twelve years old. ❌
4. Tom and Mike \_\_\_\_\_ good friends. ✅
5. Debbie \_\_\_\_\_ fifteen years old. ✅
6. I \_\_\_\_\_ from Australia. ❌
7. Tracy and Debbie \_\_\_\_\_ good students. ✅
8. Shakira \_\_\_\_\_ from Colombia. ✅
9. She \_\_\_\_\_ Canadian. ❌
10. They \_\_\_\_\_ great actors. ❌
11. I \_\_\_\_\_ at school. ✅
12. Charlie \_\_\_\_\_ bad at Biology. ✅
13. The book \_\_\_\_\_ orange. ❌
14. The cat \_\_\_\_\_ on the tree. ✅
15. Paul and I \_\_\_\_\_ married. ✅
16. You \_\_\_\_\_ very famous. ❌
17. Rosario \_\_\_\_\_ in Santa Fe. ✅
18. The schools \_\_\_\_\_ open in January. ❌
19. I \_\_\_\_\_ an Italian girl. ✅
20. We \_\_\_\_\_ pop singers. ❌



## Interrogative:

Verb "to be" + ☺ + C + ?  
am - is - are

verb "to be"	pronouns	complement	?
Am	I	happy	?
Are	You	Sad	?
Is	he	angry	?
Is	she	7 years old	?
Is	it	yellow	?
Are	we	rich	?
Are	you	poor	?
Are	they	cold	?

### Activity 1. Change these sentences into questions

- 1) Brian and Marcos are singers. Are Brian and Marcos singers?
- 2) She is a teacher. \_\_\_\_\_
- 3) I am great. \_\_\_\_\_
- 4) The girls are in the bedroom. \_\_\_\_\_
- 5) It is on the table. \_\_\_\_\_
- 6) Your name is Carlos. \_\_\_\_\_
- 7) You are a good pupil. \_\_\_\_\_
- 8) My mother and I are in Cuba. \_\_\_\_\_
- 9) Peter and Selena are singers. \_\_\_\_\_
- 10) The cat is climbing the tree. \_\_\_\_\_
- 11) Mr. Benson is my cousin. \_\_\_\_\_
- 12) Sarah and Jenna are sisters. \_\_\_\_\_
- 13) I am a good student. \_\_\_\_\_
- 14) They are siblings. \_\_\_\_\_
- 15) Michael is seventeen. \_\_\_\_\_

# SHORT ANSWERS

¡MUY IMPORTANTE!!!! Para poder responder en forma corta o abreviada debemos estar muy atentos al sujeto de la pregunta.

- Are you ..? ( Es una pregunta personal individual o grupal ) y se responde

Yes, I am     / Yes, we are     ( Affirmative)

No, I'm not   / No, we aren't     ( Negative)

Example:

Are you sleeping? ( ¿ Está o están usted/es durmiendo?)

Yes, I am     ✓                      Yes, we are     ✓

No, I'm not     x                      No, we aren't     x

- Is he .....? ( Está referida a un varón) y se responde

Yes, he is     ✓     ( Affirmative)

No, he isn't     x     ( Negative)

Example:

Is Henry playing football? ( ¿ Está Enrique jugando fútbol?)

Yes, he is

No, he isn't

- Is she ....? ( Está referida a una mujer) y se responde

Yes, she is     ✓     ( Affirmative)                      No, she isn't     x     ( Negative)

### Example:

Is your mother cooking? ( ¿ Está tu mamá cocinando?)

Yes, she is

No, she isn't

- Is it...? ( Está referida a un objeto o a un animal) y se responde

Yes, it is √ ( Affirmative)

No, it isn't x ( Negative)

### Example

Is the dog jumping? ( ¿ Está el perro saltando?)

Yes, it is

No, it isn't

- Are they ...? ( Está referida a personas , objetos o animales) y se responde:

Yes, they are √ ( Affirmative)

No, they aren't x ( Negative)

### Examples:

Are Sebastian and Juliet playing handball? (¿Están Sebastián y Julieta jugando al hándbol ( o balonmano)?)

Yes, they are √

No, they aren't x

Are the cats running? ( ¿ Están los gatos corriendo?)

Yes, they are

No, they aren't

\_\_\_\_\_ your mother a vet ? No, she \_\_\_\_\_. She \_\_\_\_\_ a nurse.

**Activity 1. Write the short answers**

 <p>Is it a fish ? Yes, <u>it is.</u></p>	 <p>Is Fred happy ? Yes, _____</p>
 <p>Is it red ? No, _____</p>	 <p>Are Fred and Lily happy ? Yes, _____</p>
 <p>Are they red ? No, _____</p>	 <p>Is Mary happy ? No, _____</p>

**Activity 2. Answer the questions according to the pictures. Choose the correct answer.**

- |                                       |   |
|---------------------------------------|---|
| 1. Is <u>it</u> a cloudy day? _____   | 5. Are <u>they</u> at the restaurant? _____ |
| 2. Is <u>it</u> a heavy bag? _____    | 6. Are <u>the glasses</u> empty? _____      |
| 3. Are <u>the trees</u> yellow? _____ | 7. Is <u>the coffee</u> hot? _____          |
| 4. Is <u>the car</u> purple? _____    | 8. Is <u>the snake</u> long? _____          |



# Present Continuous Tense

Subject + Auxiliary Verb + Principal Verb + "-ing" + Complement

She is walking in the park.

(Ella estaba caminando en el parque.)

## Spelling Rules

**No Change**

Most verbs ending in "y" add ING

buy + ing = buying  
enjoy + ing = enjoying  
play + ing = playing  
say + ing = saying  
try + ing = trying  
talk + ing = talking  
sing + ing = singing

Most verbs add "ing"

eat - eating  
speak - speaking  
cook - cooking  
start - starting  
do - doing  
stay - staying  
fix - fixing

**Change**

Verbs ending in "e" drop the final "e"

hope - hoping  
ride - riding  
make - making  
write - writing  
believe - believing  
drive - driving  
dance - dancing

Verbs ending with -ie

Change the -ie to -y and add -ING

die - dying  
tie - tying  
lie - lying

**Double letters**

Verbs ending with one vowel and one consonant

For one syllable verbs

double the consonant and add -ING

jog - jogging  
sit - sitting  
run - running  
stop - stopping  
swim - swimming

If the 2nd syllable is stressed, double the consonant and add ING

admit - admitting  
prefer - preferring  
begin - beginning

Activity 1. Add “-ing”

1. Come \_\_\_\_\_
2. Cry \_\_\_\_\_
3. Go \_\_\_\_\_
4. Stop \_\_\_\_\_
5. Put \_\_\_\_\_
6. Build \_\_\_\_\_
7. Win \_\_\_\_\_
8. Study \_\_\_\_\_
9. Die \_\_\_\_\_
10. Dance \_\_\_\_\_

Activity 2. Turn into Present Continuous. Affirmative sentences

1. They *are playing* (play) the football.



2. He \_\_\_\_\_ (sing).



3. She \_\_\_\_\_ (read) a book.



4. Tom \_\_\_\_\_ (jump).



5. My mum \_\_\_\_\_ (make) a cake for me.



6. Martin \_\_\_\_\_ (play) the guitar.



7. The chef \_\_\_\_\_ (cook).



8. They \_\_\_\_\_ (ride a bike) in the garden.



9. The bird \_\_\_\_\_ (fly).



10. We \_\_\_\_\_ (make) a snowman.



Activity 3. Look at the pictures and make sentences

What are they doing now?



He is flying a kite

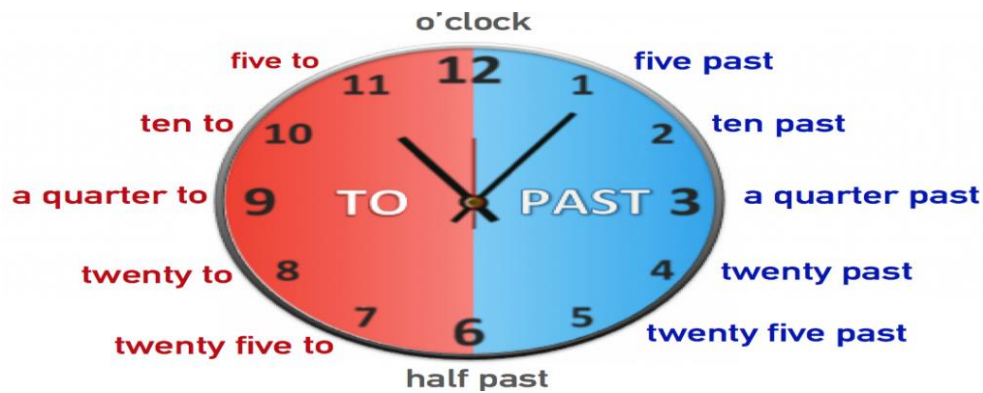
---







*Activity 4. Use the words below to make affirmative and negative sentences*

1. Peter / **listen** to the radio ✓ Peter **is listening** to the radio.
2. It / **rain** today ✗ It **isn't raining** today.
3. He / **repair** his bike ✗ \_\_\_\_\_
4. They / **watch** a film ✓ \_\_\_\_\_
5. The cat / **sleep** on the chair ✓ \_\_\_\_\_
6. I / **study** English ✓ \_\_\_\_\_
7. Jane and Emily / **do** their homework ✗ \_\_\_\_\_
8. We / **travel** by plane ✓ \_\_\_\_\_
9. The children / **play** a game ✓ \_\_\_\_\_
10. Laura / **walk** the dog ✗ \_\_\_\_\_
11. We / **win** the competition ✗ \_\_\_\_\_
12. My sister / **paint** a picture ✓ \_\_\_\_\_
13. The dog / **put** the bones on the bed ✓ \_\_\_\_\_
14. Henry / **drive** his car now ✓ \_\_\_\_\_
15. You / **go** to school on foot ✓ \_\_\_\_\_
16. Charlie/ **chat** online ✗ \_\_\_\_\_
17. I / **study** English ✓ \_\_\_\_\_
18. The teacher/ **explain** the lesson ✓ \_\_\_\_\_
19. Paul / **write** a letter ✓ \_\_\_\_\_
20. My cat / **lie** in the garden ✓ \_\_\_\_\_




# Telling the time






Activity 1. Look and circle the best option

	<p>It's ten o'clock</p> <p>It's quarter to ten</p> <p>It's quarter past ten</p>
	<p>It's six o'clock</p> <p>It's quarter past six</p> <p>It's half past six</p>
	<p>It's nine o'clock</p> <p>It's quarter to nine</p> <p>It's half past nine</p>
	<p>It's five o'clock</p> <p>It's quarter past five</p> <p>It's quarter to five</p>

Activity 2. Look at the clocks and tick (✓) the correct answer

<p>a)</p> 	<p>b)</p> 	<p>c)</p> 
<p>What time is it?</p> <p><input type="checkbox"/> It's five past twelve.</p> <p><input type="checkbox"/> It's twenty-five past twelve.</p> <p><input type="checkbox"/> It's twelve to twenty-five.</p>	<p>What time is it?</p> <p><input type="checkbox"/> It's ten to four.</p> <p><input type="checkbox"/> It's four past ten.</p> <p><input type="checkbox"/> It's ten o'clock.</p>	<p>What time is it?</p> <p><input type="checkbox"/> It's half past twelve.</p> <p><input type="checkbox"/> It's twelve past twelve.</p> <p><input type="checkbox"/> It's twelve o'clock.</p>

<p>d)</p>  <p>What time is it?</p> <p><input type="checkbox"/> It's five past six.</p> <p><input type="checkbox"/> It's half past one.</p> <p><input type="checkbox"/> It's one past six.</p>	<p>e)</p>  <p>What time is it?</p> <p><input type="checkbox"/> It's five to twelve.</p> <p><input type="checkbox"/> It's five to nine.</p> <p><input type="checkbox"/> It's eleven to nine.</p>	<p>f)</p>  <p>What time is it?</p> <p><input type="checkbox"/> It's half past twelve.</p> <p><input type="checkbox"/> It's six o'clock.</p> <p><input type="checkbox"/> It's six past twelve.</p>
--	--	--

*Activity 3. Look at the pictures and write the times*




---



---




---



---




---



---




---



---




---



---




---



---




---



---




---



---

## ***SIMPLE PRESENT***

★ This tense has only **one word**.

- ***Habits and Routines*** → Steve goes to school everyday .
- ***Absolute Truths*** → Water boils at 100 degrees.
- ***Permanent Situations*** → John works in Iberia.
- ***Transportation schedules*** → The train leaves at 7 o'clock

## ***SPELLING RULES***



***Affirmative*** → Subject + Infinitive (" -s/-es/-ies in 3rd. person) +  
Complements

***Negative*** → Subject + don't / doesn't + Infinitive + Complements







***Interrogative*** → Do / Does + Subject + Infinitive + Complements + ?

## ***EXAMPLES***



<b><i>AFFIRMATIVE</i></b>	<b><i>NEGATIVE</i></b>	<b><i>INTERROGATIVE</i></b>
I play soccer.	I don't play soccer.	Do I play soccer?
He plays soccer. She plays soccer. It plays soccer.	He doesn't play soccer. She doesn't play soccer. It doesn't play soccer.	Does he play soccer? Does she play soccer? Does it play soccer?
We play soccer. You play soccer. They play soccer.	We don't play soccer. You don't play soccer. They don't play soccer.	Do we play soccer? Do you play soccer? Do they play soccer?

*Activity 1. Write the verbs in the corresponding places*






<i>get up</i> <i>have breakfast</i>	<i>watch TV</i> <i>go to bed</i>	<i>play basketball</i> <i>have a shower</i>
		
a _____	b _____	c _____
		
d _____	e _____	f _____

**Activity 2. Complete the text with Simple Present. Then draw the hands on the clocks**

Jim Jacobs is a famous football player. On a practice day, he \_\_\_\_\_ (wake up) at 9 o'clock and \_\_\_\_\_ (have breakfast). Then he \_\_\_\_\_ (run) 1,5 or 2 kilometers. At half past eleven, he \_\_\_\_\_ (go) to the gym. Then he \_\_\_\_\_ (do) water exercises, like walking through the pool and swimming. He

\_\_\_\_\_ (have) lunch at half past one. He \_\_\_\_\_ (eat) carbohydrates, protein and vegetables. At 3 o'clock, he \_\_\_\_\_ (do) some technical exercises with other players, like shooting penalties.

At a quarter to four, he \_\_\_\_\_ (play) a game with his team. He \_\_\_\_\_ (finish) his practice at 5 o'clock and \_\_\_\_\_ (go) back home.

<b>1</b> 	<b>2</b> 	<b>3</b> 	<b>4</b> 	<b>5</b> 
wake up	gym	lunch	game	go back home

*Activity 3. Read and complete with Simple Present Tense*



- 1) The Earth \_\_\_\_\_ ( **spin** ) in its axis
- 2) Planets \_\_\_\_\_ ( **revolve** ) around the Sun.
- 3) The Sun \_\_\_\_\_ ( **warm** ) us up.
- 4) Comets \_\_\_\_\_ ( **not move** ) around the Earth.
- 5) The Moon \_\_\_\_\_ ( **orbit** ) around our planet.

*Activity 4. Complete the sentences. Look at the signs*

1. Children \_\_\_\_\_ a lot of questions. ( ask ) ✓
2. I \_\_\_\_\_ classical music .( like ) ✗
3. You always \_\_\_\_\_ my birthday. ( forget ) ✓
4. She never \_\_\_\_\_ to me. ( listen ) ✓
5. They \_\_\_\_\_ coffee after their evening meal. ( drink ) ✗
6. I \_\_\_\_\_ to work when the weather's cold ( drive ) ✓
7. My parents usually \_\_\_\_\_ to our home on Sundays ( come ) ✓
8. They \_\_\_\_\_ two languages at school ( speak ) ✗
9. The village shop \_\_\_\_\_ at 8 o'clock in the morning ( open ) ✗
10. We \_\_\_\_\_ her diary every day ( give ) ✓



11. He often \_\_\_\_\_ with his brother ( fight) ✓
12. You never \_\_\_\_\_ me with my homework ( help) ✓
13. Big dogs \_\_\_\_\_ a lot of exercises ( like) ✓
14. He \_\_\_\_\_ Arabic ( understand) ✗
15. Lessons \_\_\_\_\_ at 9 o'clock in the morning ( start) ✓
16. I \_\_\_\_\_ ( study) at the weekends ✗

*Activity 5. Add **Do** or **Does** to make questions and **do, does, don't** or **doesn't** to make short answers*

1. **Does** she live with her parents? Yes, she does
2. **Do** you like your job? No, I **don't**
3. \_\_\_\_\_ I speak Italian very well? Yes, you \_\_\_\_\_
4. \_\_\_\_\_ you drive to work? No, I \_\_\_\_\_
5. \_\_\_\_\_ **they** work hard at university? Yes, they \_\_\_\_\_
6. \_\_\_\_\_ **Alan** smoke? No, he \_\_\_\_\_
7. \_\_\_\_\_ **your sister** visit you very often? Yes, she \_\_\_\_\_
8. \_\_\_\_\_ **we** usually give her birthday present? No, we \_\_\_\_\_
9. \_\_\_\_\_ **you** write your parents very often? No, I \_\_\_\_\_
10. \_\_\_\_\_ **he** helps you very much? Yes, he \_\_\_\_\_



# ADVERBS & EXPRESSIONS OF FREQUENCY



Activity 1. Look the pictures and complete with the right adverb of frequency

ALWAYS USUALLY OFTEN  
SOMETIMES NEVER



My mother \_\_\_\_\_ eats bananas.



Peter \_\_\_\_\_ plays the guitar.



They \_\_\_\_\_ drink orange juice.



My sister \_\_\_\_\_ goes to the beach.

Activity 2. Write the correct adverb of frequency and choose the right verb

❖ Peter and Lucy sometimes play tennis after the school. play - plays

❖ My brother \_\_\_\_\_ before 7 o'clock on Sundays gets up - get up

❖ My parents \_\_\_\_\_ breakfast together at the weekend. have - has

❖ He \_\_\_\_\_ to the radio. listen - listens

❖ They \_\_\_\_\_ their mother in the kitchen. wait - waits

❖ Steven \_\_\_\_\_ TV in the afternoon. watch - watches

❖ We \_\_\_\_\_ the dog in the park. walk - walks


# Simple Past Verb "be"



I was  
You were  
He was  
She was  
It was  
We were  
You were  
They were



I wasn't  
You weren't  
He wasn't  
She wasn't  
It wasn't  
We weren't  
You weren't  
They weren't



Was I?  
Were you?  
Was he?  
Was she?  
Was it?  
Were we?  
Were you?  
Were they?

Activity 1. Complete with: *was* or *were*

1. I \_\_\_\_\_ at school yesterday.



2. Gary and Sue \_\_\_\_\_ at school  
yesterday.



3. They \_\_\_\_\_ at the dance last Friday.

4. We \_\_\_\_\_ at the seaside last summer.



5. I \_\_\_\_\_ at the meeting last Tuesday.

6. You \_\_\_\_\_ on the basketball team in high  
school.



7. \_\_\_\_\_ that your mother in the car?



8. He \_\_\_\_\_ a great tree climber ten years ago.

9. \_\_\_\_\_ you kind and helpful to your friends?

10. She \_\_\_\_\_ a beautiful girl.

11. Yes, they \_\_\_\_\_ very good at English.

12. The dogs \_\_\_\_\_ in the living room



Activity 2. Complete affirmative ✓ or negative ✗ sentences. Use *was, were, wasn't* or *weren't*

1. You \_\_\_\_\_ at home.

✗ 2. They \_\_\_\_\_ happy. 1

✓ 3. We \_\_\_\_\_ at school.

✓ 4. Anna \_\_\_\_\_ at the Italian restaurant.

✗ 5. I \_\_\_\_\_ hungry.

✗ 6. You \_\_\_\_\_ scared.

✓ 7. They \_\_\_\_\_ Spanish.

✗ 8. He \_\_\_\_\_ crazy.

✗ 9. It \_\_\_\_\_ on the high mountain.

✓ 10. Paul and I \_\_\_\_\_ on the second floor.

✓ 11. Pierre \_\_\_\_\_ French.

✗ 12. Sara and Gregor \_\_\_\_\_ very funny.

✓ 13. My sister \_\_\_\_\_ a doctor.

✗ 14. I \_\_\_\_\_ on a boat.

✓ 15. You \_\_\_\_\_ in the bedroom.

✓ 16. It \_\_\_\_\_ a beautiful flower.

✗ 17. Tom and his mum \_\_\_\_\_ on a cruise.

✓ 18. I \_\_\_\_\_ sick yesterday.

✗ 19. We \_\_\_\_\_ at the cinema last night.

✓ 20. My parents \_\_\_\_\_ in Roma last month.

# Past Tense Regular Verbs

## Affirmative form

Activity 1. Write the Past for each verb

Base form:  
Add **+ed**

listen	listened
cook	
look	
call	
walk	
play	
help	
open	
watch	
paint	
jump	
play	
brush	
follow	

Verbs that end in -e  
Add **+d**

close <u>e</u>	closed
like <u>e</u>	
live <u>e</u>	
share <u>e</u>	
use <u>e</u>	
save <u>e</u>	
love <u>e</u>	
move <u>e</u>	

Verbs that end with  
vowel & consonant  
Double the **consonant(2x)**  
Add **+ed**

skip	skipped
stop	
pin	
clap	
hop	
zip	

Verbs that end in -y  
Remove **-y**  
Add **+ied**

cry <u>y</u>	cried
fry <u>y</u>	
try <u>y</u>	
dry <u>y</u>	
study <u>y</u>	
carry <u>y</u>	
marry <u>y</u>	
copy	

Activity 2. Put the verbs in brackets into the Past. Use the rules in activity 1



They \_\_\_\_\_ (play) football yesterday.

Mrs Black \_\_\_\_\_ (visit) her parents two days ago.

Tony \_\_\_\_\_ (live) in London when he was a child.

Sarah \_\_\_\_\_ (like) ice cream.

Mr Brown \_\_\_\_\_ (stop) work at half past five yesterday.

The children \_\_\_\_\_ (start) school at eight o'clock last week.

You \_\_\_\_\_ (walk) to school yesterday morning.

My friends \_\_\_\_\_ (study) at Oxford University three years ago.

Sally \_\_\_\_\_ (need) an operation last month.

I \_\_\_\_\_ (watch) a very good programme on TV last night.

We \_\_\_\_\_ (dance) a lot at the disco last Saturday.

Ben and Liam \_\_\_\_\_ (close) the shop last week.

My parents \_\_\_\_\_ (travel) abroad last summer.

A lion \_\_\_\_\_ (escape) from the zoo last night.

I \_\_\_\_\_ (finish) my homework yesterday afternoon.

My little sister \_\_\_\_\_ (drop) the glass five minutes ago.

The thief \_\_\_\_\_ (grab) the old woman's bag.

You \_\_\_\_\_ (borrow) my book two days ago.

My brother and I \_\_\_\_\_ (help) our mother yesterday.

My grandparents \_\_\_\_\_ (stay) at home last Sunday.




# Irregular Verbs




# Verb list Second column

Activity 1. Insert the correct form of the verb in brackets








## PAST SIMPLE - IRREGULAR VERBS



Fill in the gaps with the right form of the verbs in brackets.

1. Daisy \_\_\_\_\_ (bring) some chocolates to the birthday party.
2. I \_\_\_\_\_ (hear) a new song on the radio.
3. Peter \_\_\_\_\_ (read) three books last week.
4. The Smiths \_\_\_\_\_ (speak) Italian to the waitress.
5. Peter \_\_\_\_\_ (understand) during the class, but now he doesn't understand.
6. My mother \_\_\_\_\_ (forget) to buy some milk.
7. Susan \_\_\_\_\_ (have) a baby in August.
8. We \_\_\_\_\_ (lose) our keys last Friday.
9. They \_\_\_\_\_ (swim) 500m yesterday afternoon.
10. I \_\_\_\_\_ (give) my mother a CD for her birthday.
11. At the age of 23, she \_\_\_\_\_ (become) a teacher.
12. I \_\_\_\_\_ (know) the answer yesterday.
13. Peter \_\_\_\_\_ (tell) me that he lived in New York.
14. We \_\_\_\_\_ (lend) John €200.
15. She \_\_\_\_\_ (drink) too much coffee yesterday.
16. The children \_\_\_\_\_ (sleep) in the car.
17. He \_\_\_\_\_ (keep) his promise.
18. We \_\_\_\_\_ (choose) the steak for dinner.
19. The film \_\_\_\_\_ (begin) late.
20. They \_\_\_\_\_ (fly) to Madrid.
21. We \_\_\_\_\_ (drive) to Edinburgh.
22. Mrs. Black \_\_\_\_\_ (teach) English at the University.
23. They \_\_\_\_\_ (send) me an e-mail earlier.
24. We \_\_\_\_\_ (leave) at 7 a.m..

Artwork © Grace Lee  
www.outbooster.com



# SIMPLE PAST:

## REGULAR & IRREGULAR VERBS

Activity 1. Write the Past Simple form of the following verbs and find out what the solution is.

1 ♦ OPEN	4 ♦ WANT	7 ♦ COME	10 ♦ GO	13 ♦ FIND
2 ♦ SEE	5 ♦ VISIT	8 ♦ SLEEP	11 ♦ TELL	14 ♦ WASH
3 ♦ SELL	6 ♦ DO	9 ♦ PLAY	12 ♦ CLEAN	15 ♦ GIVE

Activity 2. Complete the sentences using the verbs in activity 1.

1. My sister **DID** her homework an hour ago.
2. My parents \_\_\_\_\_ me my birthday present.
3. He \_\_\_\_\_ his socks. They were under the bed.
4. Mum **CLEANED** my room yesterday afternoon.
5. I \_\_\_\_\_ my teacher in the park yesterday.
6. Bill \_\_\_\_\_ to work by car yesterday morning.
7. We \_\_\_\_\_ to go to the beach last weekend
8. Peter \_\_\_\_\_ me a very funny joke.
9. They \_\_\_\_\_ their old car for £ 5000
10. She \_\_\_\_\_ her hair two times last week.
11. Mr. Potter \_\_\_\_\_ tennis when he was young.
12. We \_\_\_\_\_ in a very comfortable bed.
13. She \_\_\_\_\_ the kitchen window.
14. David \_\_\_\_\_ to my house yesterday.
15. Tom \_\_\_\_\_ his grandparents last Saturday.



Activity 3. Complete with the verbs in brackets. Use Simple Past.

## "Story Time"

### *Sleeping Beauty*



A long time ago there \_\_\_\_\_(be) a beautiful princess. She \_\_\_\_\_ ( live) in a very high tower. A wicked fairy \_\_\_\_\_(cast ) a spell and the princess \_\_\_\_\_( sleep) for a hundred years. A big forest \_\_\_\_\_ ( grow ) around the tower.

One day a handsome prince \_\_\_\_\_ (come ) to the tower. He \_\_\_\_\_( take ) his sword

and \_\_\_\_\_ ( cut) the trees. He \_\_\_\_\_(see) the princess and \_\_\_\_\_ ( wake) her with a kiss. The prince \_\_\_\_\_ (marry) the princess and they \_\_\_\_\_( live) happily ever after.

### *The Three little pigs*



Once upon a time there \_\_\_\_\_( be) three little pigs . One \_\_\_\_\_ ( make) a house with straw, one \_\_\_\_\_( build) a house with wood and the other \_\_\_\_\_( use) bricks. One day a big bad wolf \_\_\_\_\_( blow) and \_\_\_\_\_( destroy) the houses. He \_\_\_\_\_(try ) on each house.

The houses of straw and wood \_\_\_\_\_( fall) down and he \_\_\_\_\_( eat) the pigs.

The house of bricks \_\_\_\_\_(be) very strong so the final pig \_\_\_\_\_(live) a long and happy life.

# *Irregular Verbs*

<i>Infinitive</i> <i>Infinitivo</i>	<i>Past</i> <i>Pasado</i>	<i>Past Participle</i> <i>Participio Pasado</i>	<i>Translation</i> <i>Traducción</i>
arise	arose	arisen	surgir
awake	awoke	awoken	despertar(se)
be	was- were	been	ser o estar
bear	bore	borne	soportar
beat	beat	beaten	golpear/ vencer
become	became	become	convertirse en
begin	began	begun	empezar
bend	bent	bent	doblar( se)
bet	bet	bet	apostar
bite	bit	bitten	morder
bleed	bled	bled	sangrar
blow	blew	blown	soplar
break	broke	broken	romper
bring	brought	brought	traer
build	built	built	construir
burn	burnt	burnt	quemar(se)
burst	burst	burst	estallar
buy	bought	bought	comprar

catch	caught	caught	atrapar/ capturar
choose	chose	chosen	elegir
come	came	come	venir
cost	cost	cost	costar
creep	crept	crept	arrastrar
cut	cut	cut	cortar
deal	dealt	dealt	tratar
dig	dug	dug	cavar
do	did	done	hacer
draw	drew	drawn	dibujar
dream	dreamt	dreamt	soñar
drink	drank	drunk	beber
drive	drove	driven	conducir
eat	ate	eaten	comer
fall	fell	fallen	caer(se)
feed	fed	fed	alimentar
feel	felt	felt	sentir
fight	fought	fought	pelear
find	found	found	encontrar
fly	flew	flown	volar

forbid	forbade	forbidden	prohibir
forget	forgot	forgotten	olvidar
forgive	forgave	forgiven	perdonar
freeze	froze	frozen	helar / congelar
get	got	got	conseguir
give	gave	given	dar
go	went	gone	ir
grow	grew	grown	crecer
hang	hung	hung	colgar
have	had	had	tener / haber
hear	heard	heard	escuchar
hide	hid	hidden	esconder
hit	hit	hit	golpear/ pegar
hold	held	held	agarrar
hurt	hurt	hurt	lastimar / herir
keep	kept	kept	guardar/ mantener
know	knew	known	saber/ conocer
lay	laid	laid	poner / colocar
lead	led	led	llevar/ dirigir/guiar
learn	learnt	learnt	aprender

leave	left	left	dejar/salir/abandonar
lend	lent	lent	prestar
let	let	let	permitir
lie	lay	lain	echar(se)/ yacer
light	lit	lit	encender
lose	lost	lost	perder
make	made	made	hacer / fabricar
mean	meant	meant	significar
meet	met	met	encontrar / reunir(se)
pay	paid	paid	pagar
put	put	put	poner
read	read	read	leer
ride	rode	ridden	montar
ring	rang	rung	sonar
rise	rose	risen	levantar(se)
run	ran	run	correr
say	said	said	decir
see	saw	seen	ver
sell	sold	sold	vender
send	sent	sent	enviar

shake	shook	shaken	agitar
shine	shone	shone	brillar
shoot	shot	shot	disparar
show	showed	shown	mostrar
shrink	shrank	shrunk	encoger
shut	shut	shut	cerrar
sing	sang	sung	cantar
sink	sank	sunk	hundir(se)
sit	sat	sat	sentar(se)
sleep	slept	slept	dormir
slide	slid	slid	resbalar
smell	smelt	smelt	oler
speak	spoke	spoken	hablar
speed	sped	sped	acelerar
spell	spelt	spelt	deletrear
spend	spent	spent	pasar / gastar
spill	spilt	spilt	derramar
split	split	split	dividir / rasgar
spoil	spoilt	spoilt	estropear
spread	spread	spread	extender

stand	stood	stood	parar(se)
steal	stole	stolen	robar
stick	stuck	stuck	pegar / adherir
sting	stung	stung	picar / punzar
stink	stank	stunk	apestar
strike	struck	struck	golpear
strive	strove	striven	esforzar(se) / luchar
sweep	swept	swept	barrer
swim	swam	swum	nadar
swing	swung	swung	balancear(se)
take	took	taken	tomar
teach	taught	taught	enseñar
tell	told	told	contar / decir
think	thought	thought	pensar
throw	threw	thrown	lanzar / arrojar
understand	understood	understood	entender
wake	woke	woken	despertar(se)
wear	wore	worn	llevar puesto / usar
win	won	won	ganar
write	wrote	written	escribir

