


### 1 COUNTRIES

a 1.18 Listen and repeat the countries.



- |   |   |
|---|---|
| 1 <u>Brazil</u> /brə'zi:l/                        | 8 <u>Japan</u> /dʒə'pæn/                                    |
| 2 <u>China</u> /tʃaɪnə/                           | 9 <u>Mexico</u> /'meksɪkəʊ/                                 |
| 3 <u>Egypt</u> /'i:dʒɪpt/                         | 10 <u>Poland</u> /'pəʊlənd/                                 |
| 4 <u>England</u> /'ɪŋɡlənd/<br>the UK* /'ju: keɪ/ | 11 <u>Russia</u> /'rʌʃə/                                    |
| 5 <u>France</u> /frɑ:ns/                          | 12 <u>Spain</u> /speɪn/                                     |
| 6 <u>Germany</u> /'dʒɜ:məni/                      | 13 <u>Switzerland</u> /'swɪtsələnd/                         |
| 7 <u>Italy</u> /'ɪtəli/                           | 14 <u>Turkey</u> /'tɜ:ki/                                   |
|   | 15 the <u>United States</u> (the USA)<br>/ju'naitɪd steɪts/ |

\*the UK = England, Scotland, Wales, and Northern Ireland

**CAPITAL letters**  
Brazil **NOT** brazil.

b Write your country: \_\_\_\_\_. Practise saying it.

**ACTIVATION** Cover the words. Look at the photos.  
Say the countries. p.8

### 2 NATIONALITIES

a 2.1 Listen and repeat the countries and nationalities.

	Country	Nationality
	<u>Brazil</u>	<u>Brazilian</u> /brə'zɪliən/
	<u>China</u>	<u>Chinese</u> /tʃaɪ'ni:z/
	<u>Egypt</u>	<u>Egyptian</u> /'i:dʒɪpʃn/
	<u>England</u>	<u>English</u> /'ɪŋɡlɪʃ/
	<u>France</u>	<u>French</u> /frentʃ/
	<u>Germany</u>	<u>German</u> /'dʒɜ:mən/
	<u>Italy</u>	<u>Italian</u> /'ɪtəliən/
	<u>Japan</u>	<u>Japanese</u> /dʒə'pəni:z/
	<u>Mexico</u>	<u>Mexican</u> /'meksɪkən/
	<u>Poland</u>	<u>Polish</u> /'pəʊlɪʃ/
	<u>Russia</u>	<u>Russian</u> /'rʌʃn/
	<u>Spain</u>	<u>Spanish</u> /'spæɪnɪʃ/
	<u>Switzerland</u>	<u>Swiss</u> /swɪs/
	<u>Turkey</u>	<u>Turkish</u> /'tɜ:kiʃ/
	the <u>United States</u>	<u>American</u> /ə'merɪkən/
	the <u>UK</u>	<u>British</u> /'brɪtɪʃ/

**Word stress**  
For most countries, the word stress is the same on the country and the nationality, e.g. Brazil, Brazilian.  
Sometimes it's different:  
China → Chinese   Egypt → Egyptian  
Italy → Italian   Japan → Japanese

b Write your nationality: \_\_\_\_\_. Practise saying it.

c Read about countries and languages. What's the language in your country?

**Countries and languages**  
The word for a language is sometimes the same as the nationality.  
**England:** nationality *English*, language *English*  
Some are different, e.g.  
**Brazil:** nationality *Brazilian*, language *Portuguese*  
**Egypt:** nationality *Egyptian*, language *Arabic*

**ACTIVATION** Cover the words. Look at the flags.  
Say the countries and nationalities. p.12

**Go online** to review the vocabulary for each lesson

# The classroom

## VOCABULARY BANK

### 1 THINGS IN THE CLASSROOM

a 1.38 Listen and repeat the words.

- 1 the board /bɔ:d/
- 2 the door /dɔ:/
- 3 a window /'wɪndəʊ/
- 4 a chair /tʃeə/
- 5 a coat /kəʊt/
- 6 a table /'teɪbl/
- 7 a laptop /'læptɒp/
- 8 a dictionary /'dɪkʃənri/
- 9 a piece of paper /pi:əs əv 'peɪpə/
- 10 a pen /pen/
- 11 a bag /bæg/

b Cover the words. Look at the picture. Say the things.

**ACTIVATION** In pairs, point to things in the classroom. Your partner says the word.

What is it? (It's the board.)

How do you spell it? (B-O-A-R-D.)



### 2 CLASSROOM LANGUAGE

1.39 Listen and repeat the phrases.

The teacher says...

You say...



1 Look at the board, please.



4 Close your books.



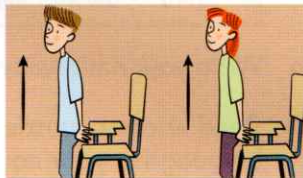
7 How do you spell it?




10 I don't understand.



2 Open your books.




5 Stand up, please.



8 Sorry? Can you repeat that, please?



11 I don't know.



3 Go to page 10.



6 Sit down.



9 Excuse me. What's *gracias* in English?



12 Sorry I'm late.

**ACTIVATION** Cover the phrases. Look at the pictures. Say the phrases.