



Colegio
San Bernardo
INICIAL Y PRIMARIA

Educamos para la excelencia

ENGLISH

MY NAME IS

.....



TEACHER: *Ma. Belén Oviedo*

-2024-



DEAR FAMILY: (Querida familia)

COMPARTO CON USTEDES ALGUNOS DETALLES PARA TENER EN CUENTA:

Profesora: María Belén Oviedo

Es primordial que el alumno cuente con su material de clase (cuadernillo)

TODAS las clases.

- Si el alumno no asiste a la clase de inglés por algún motivo (problemas de salud o situación particular), deberá pedir a sus compañeros el número de página que se trabajó ese día para poder completarlo y no atrasarse.
- Trabajamos de forma ORAL y ESCRITA.
- **MODOS DE EVALUACION:** El aprendizaje y evaluación de los alumnos es un PROCESO y como tal, el comportamiento y participación de los alumnos durante la clase de Inglés se tendrá en cuenta para su calificación final. Las evaluaciones serán **ESCRITAS u ORALES** avisando con una semana de antelación los temas a evaluar. En caso de inasistencia a la evaluación será evaluado a la clase siguiente, debiendo justificar por escrito la inasistencia.
- **CRITERIOS DE ACREDITACION QUE SE TOMARAN EN CUENTA PARA LA NOTA TRIMESTRAL**
 - Trabajo en clase
 - Cumplimiento con el material de clase y actividades solicitadas
 - Respeto a las consignas
 - Respeto a la docente y a sus compañeros, comunicándose de manera cordial.
 - Cumplimiento de las tareas asignadas tanto en clase como extraescolares.
 - Calificaciones de evaluaciones escritas y/u orales.

.....
Prof. Ma. Belén Oviedo

.....
Alumno/a

.....
Padre/ Madre/Tutor

INDEX

★ UNIT 1: MY HOUSE

★ UNIT 2: HOW MANY?

★ UNIT 3: THE SUN

AND THE WIN

★ UNIT 4: I LOVE

FOOD!


★ UNIT 5: MY BODY!

UNIT 1: MY HOUSE

LABEL THE PARTS OF THE HOUSE

BATHROOM

BEDROOM

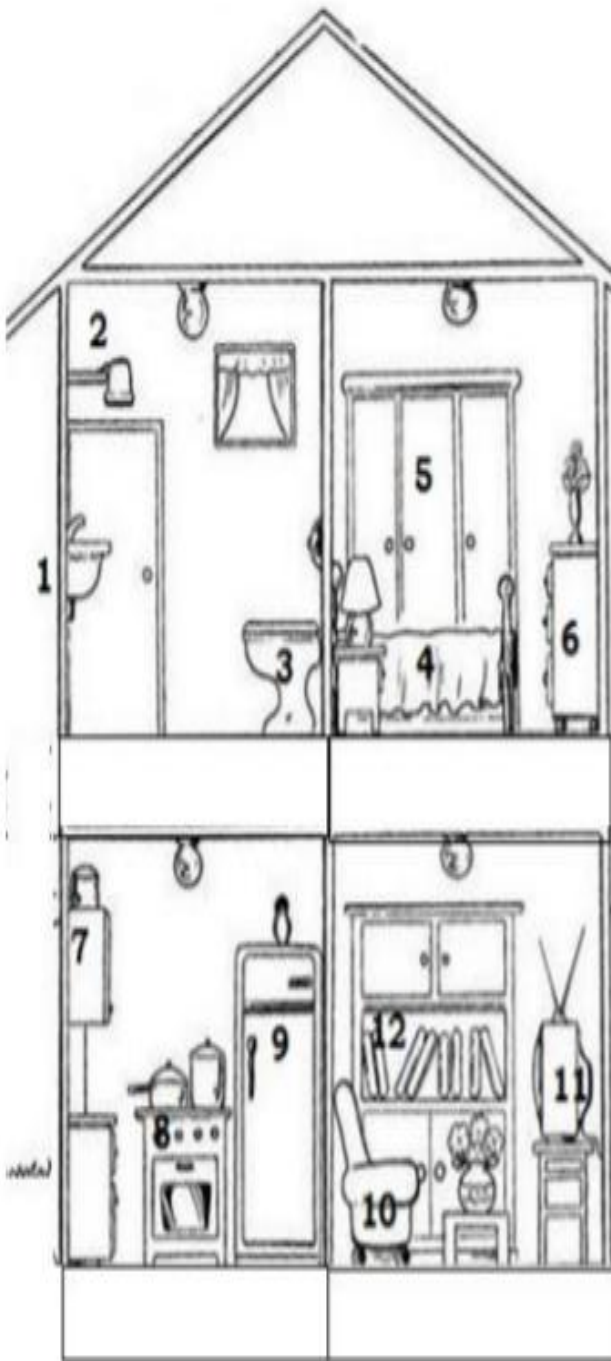


LIVING ROOM

KITCHEN

FURNITURE

1.- WRITE THE ITEMS OF FURNITURE IN THE RIGHT ROOM.



KITCHEN	BEDROOM
_____	_____
_____	_____
_____	_____
_____	_____
BATHROOM	LIVING ROOM
_____	_____
_____	_____
_____	_____
_____	_____

2- LOOK AT THE PICTURE AGAIN AND CHOOSE A, B OR C.



a. The bed is in the _____ a-bathroom b-sitting room c- bedroom

b. The television is in the _____ a-kitchen b- sitting room c-bedroom

c. The bath is in the _____ a-bathroom b-kitchen c-sitting room

d. The _____ is in the kitchen. a-sofa b-fridge c-television

e. The _____ is in the sitting room. a-chair b-table c- sofa

3-- WRITE THE PARTS OF THE HOUSE.




4- COMPLETE THE SENTENCES WITH THE FOLLOWING WORDS:

STOVE-BED-COUCH-SOWER

THERE IS = SINGULAR
THERE ARE = PLURAL

- 1 There's a _____ in the kitchen.
- 2 There's a _____ in the bedroom.
- 3 There's a _____ in the living room.
- 4 There's a _____ in the bathroom.

5)-COMPLETE WITH (T) TRUE OR (F) FALSE.



- 1 There's a dog in the yard.
- 2 There are three bedrooms.
- 3 There are two bathrooms.
- 4 There's a bike in the yard.
- 5 There are two refrigerators in the kitchen.

UNIT 2: HOW MANY?

1-LET'S RAP!

<https://www.youtube.com/watch?v=N2NnMq-PxNk&t=32s>

1 one	2 two	3 three	4 four
5 five	6 six	7 seven	8 eight
9 nine	10 ten	11 eleven	12 twelve
13 thirteen	14 fourteen	15 fifteen	16 sixteen
17 seventeen	18 eighteen	19 nineteen	20 twenty


2-COLOUR THE NUMBERS

- ELEVEN IS BLUE
- FOURTEEN IS GREEN
- SIXTEEN IS YELLOW
- EIGHTEEN IS PURPLE
- TWELVE IS PINK
- TWENTY IS ORANGE






3 -BEFORE AND AFTER

TEN	ELEVEN 11	TWELVE
	FOUR	
	SEVENTEEN	
	FIFTEEN	
	THIRTEEN	
	SEVEN	
	TWO	

4-READ AND MATCH



5-COUNT AND WRITE

- 1  eleven queens + three queens = fourteen queens
- 2  seven crowns + five crowns = _____
- 3  six castles + five castles = _____
- 4  ten princes + six princes = _____
- 5  twelve thrones + seven thrones = _____

LET'S PLAY BINGO!

B	I	N	G	O
4	20	15	17	10
5	19	3	2	21
8	23	Free!	18	24
22	1	13	9	12
6	7	11	16	14

NUMBERS

Look and match.

9

13

4

11

20

1

10

12

7

2

14

18

6

17

8

3

15

19

5

16

twelve

three

sixteen

eighteen

four

nine

twenty

fifteen

eleven

one

fourteen

eight

two

seventeen

seven

five

ten

thirteen

nineteen

six

UNIT 3: "THE SUN AND THE WIND"

1. VOCABULARY.



2. READ AND CIRCLE.

<p>1</p>  <p>I'm wearing <u>shorts</u> / a shirt.</p>	<p>2</p>  <p>I'm wearing a jacket / <u>scarf</u>.</p>	<p>3</p>  <p>I'm wearing a hat / <u>tracksuit</u>.</p>	<p>4</p>  <p>I'm wearing <u>gloves</u> / pants.</p>
<p>5</p>  <p>I'm wearing <u>jeans</u> / trainers.</p>	<p>6</p>  <p>I'm wearing a T-shirt / <u>jumper</u>.</p>	<p>7</p>  <p>I'm wearing <u>socks</u> / boots.</p>	<p>8</p>  <p>I'm wearing a <u>cap</u> / vest.</p>

3-LISTEN TO THE STORY!

<https://www.youtube.com/watch?v=0GGvRtuxgIM>



4. ANSWER THE QUESTIONS.

A- ¿QUÉ ROPA DE INVIERNO VISTE EN LA HISTORIA?	
B- ¿QUÉ ROPA DE VERANO VISTE EN LA HISTORIA?	
C- ¿QUÉ CLIMAS SE MENCIONAN EN LA HISTORIA?	
D- ¿QUIÉN GANÓ, EL SOL O EL VIENTO?	
E- ¿TE GUSTÓ LA HISTORIA?	

DRAW THE CLOTHES.




Sunny



Windy

--	--

UNIT 4: I LOVE FOOD!



Food, food,
I love food!

I love ham,
I love chicken,
Yummy, yummy, yummy, yummy,
Yummy, yummy, yummy in my tummy!


I love cheese,
I love bacon,
Yummy, yummy, yummy, yummy,
Yummy, yummy, yummy in my tummy!



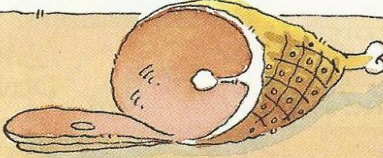





I love bread,
I love lettuce,
Yummy, yummy, yummy, yummy,
Yummy, yummy, yummy in my tummy!
But I hate tomatoes! Yuk! Yuk!




87-88

Listen, point and repeat.



 eggs	 chicken	 ham	 bacon
 lettuce	 tomatoes	 bread	 cheese

1. VOCABULARY.



2. LISTEN TO THE SONG "LET'S MAKE LUNCH". THEN, LOOK AND CIRCLE.

<https://www.youtube.com/watch?v=yw9Aek901fs>

1



ice cream pizza

2



soup tomatoes

3



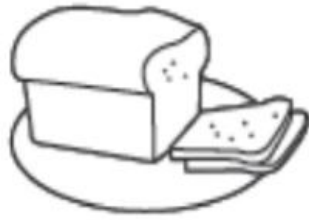
ham tomatoes

4



water pizza

5



bread soup

6



water cheese

7



ice cream ham


8



cheese bread

3-STORY! “THE CITY MOUSE AND THE COUNTRY MOUSE”


<https://www.youtube.com/watch?v=3XTU-jB83zc>



4. ANSWER THE QUESTIONS.



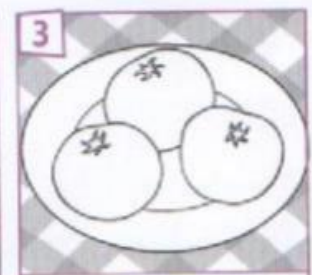





A. ¿QUÉ LE GUSTABA COMER A MOLLY?	
B. ¿QUÉ LE GUSTABA COMER A MARCO?	
C. ¿CUÁL ERA LA DIFERENCIA ENTRE EL CAMPO Y LA CIUDAD?	
D. AL FINAL DE LA HISTORIA, ¿POR QUÉ MOLLY REGRESA AL CAMPO?	

5. DRAW AND COMPLETE.












city country

6. READ AND CIRCLE.

<p>1</p>  <p>I like ham / chicken.</p>	<p>2</p>  <p>I like cherries / cheese.</p>	<p>3</p>  <p>I like tomatoes / potatoes.</p>	<p>4</p>  <p>I like plums / pizza.</p>
<p>5</p>  <p>I like water / watermelon.</p>	<p>6</p>  <p>I like apples / ice cream.</p>	<p>7</p>  <p>I like bread / bananas.</p>	<p>8</p>  <p>I like soup / salad.</p>

8. CIRCLE AND WRITE.

<p>1</p> <p>micecreamear</p> 	<p>2</p> <p>pousoupous</p> 	<p>3</p> <p>matomatoesom</p> 	<p>4</p> <p>azippizzapazzi</p> 
<p>5</p> <p>reabedabread</p> 	<p>6</p> <p>tratwateraw</p> 	<p>7</p> <p>mahahamma</p> 	<p>8</p> <p>seecheeseesech</p> 



I LIKE



I DON'T LIKE

9. MATCH AND WRITE "I LIKE" OR "I DON'T LIKE"

1



bread.

2




ice cream.

3



soup.

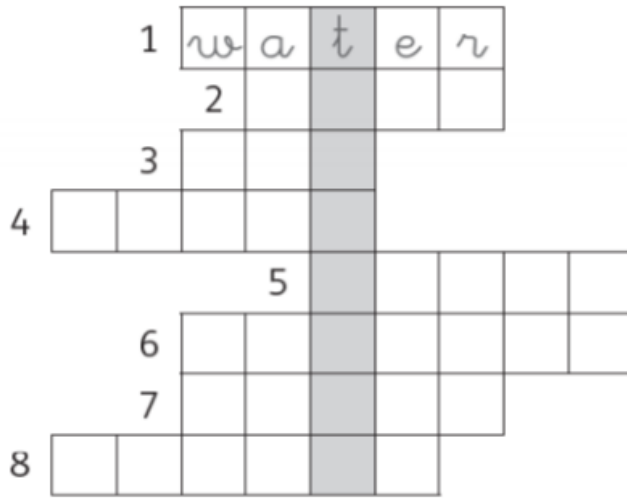
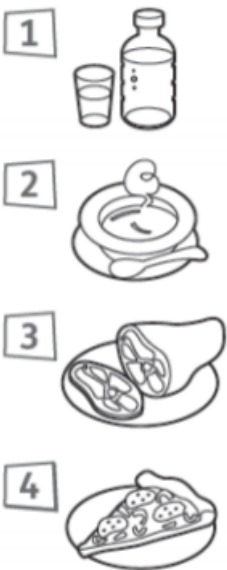
4



water.

11. LOOK AND WRITE. FIND, WRITE AND DRAW THE HIDDEN WORD.


pizza water cheese flowers soup cheese bread trees



The hidden word is: t-----



12. READ AND WRITE THE NAMES.



Anna



Daniel



Will



Lauren

1 I like chocolate cake and soup. I don't like tomatoes or apples. Will


2 I like pineapple and bananas. I don't like chicken or ham. _____

3 I like chicken and ice cream. I don't like cheese or salad. _____

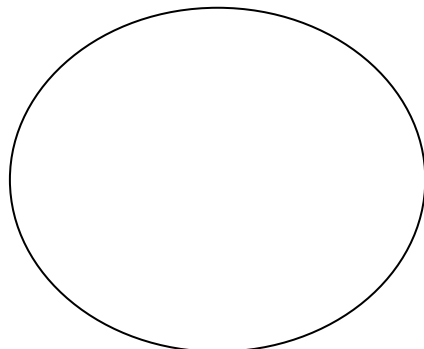
4 I like ice cream and bananas. I don't like soup or pineapple. _____

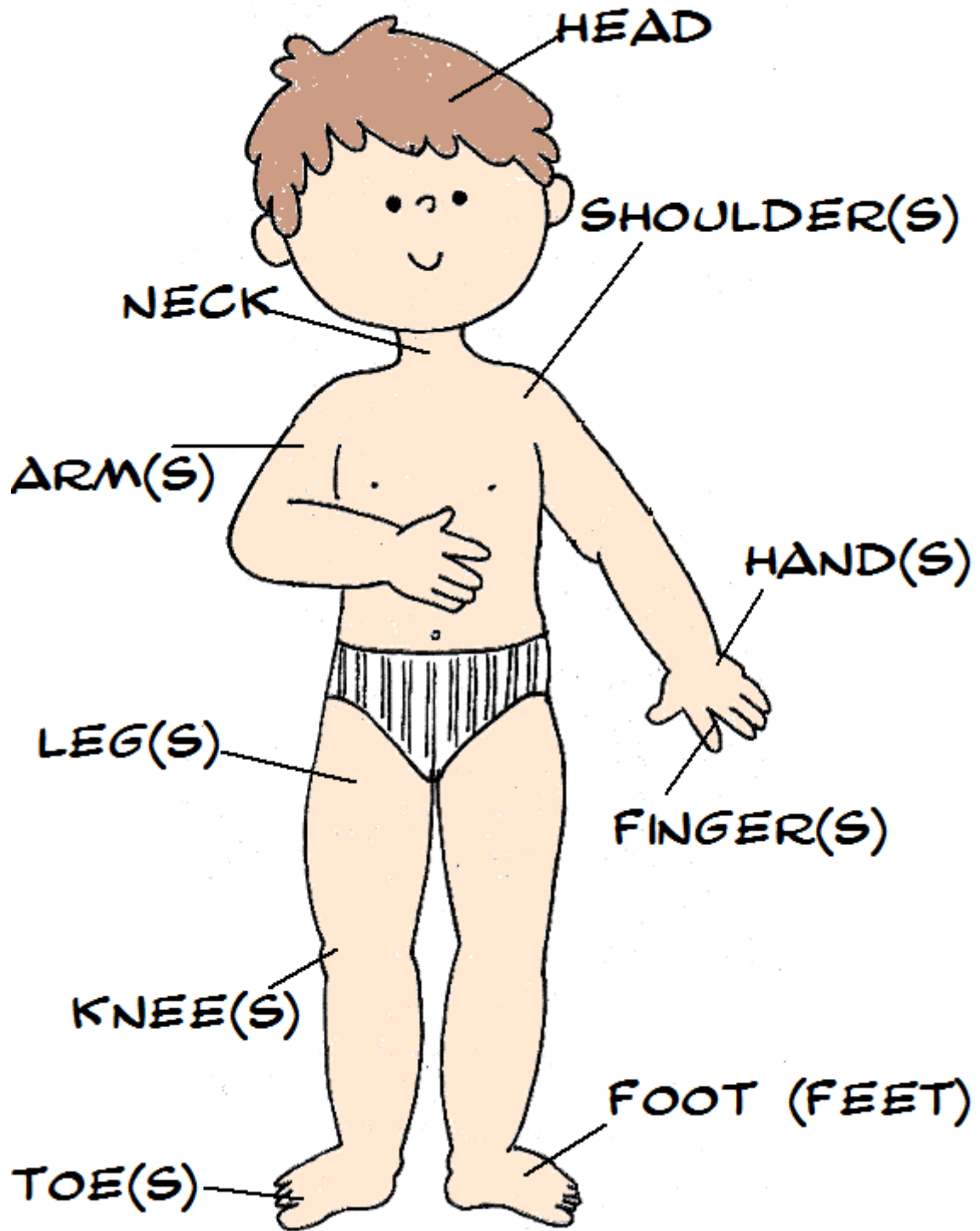
UNIT 5: MY BODY!

PARTS OF THE FACE



DRAW YOUR FACE AND LABEL EACH PART

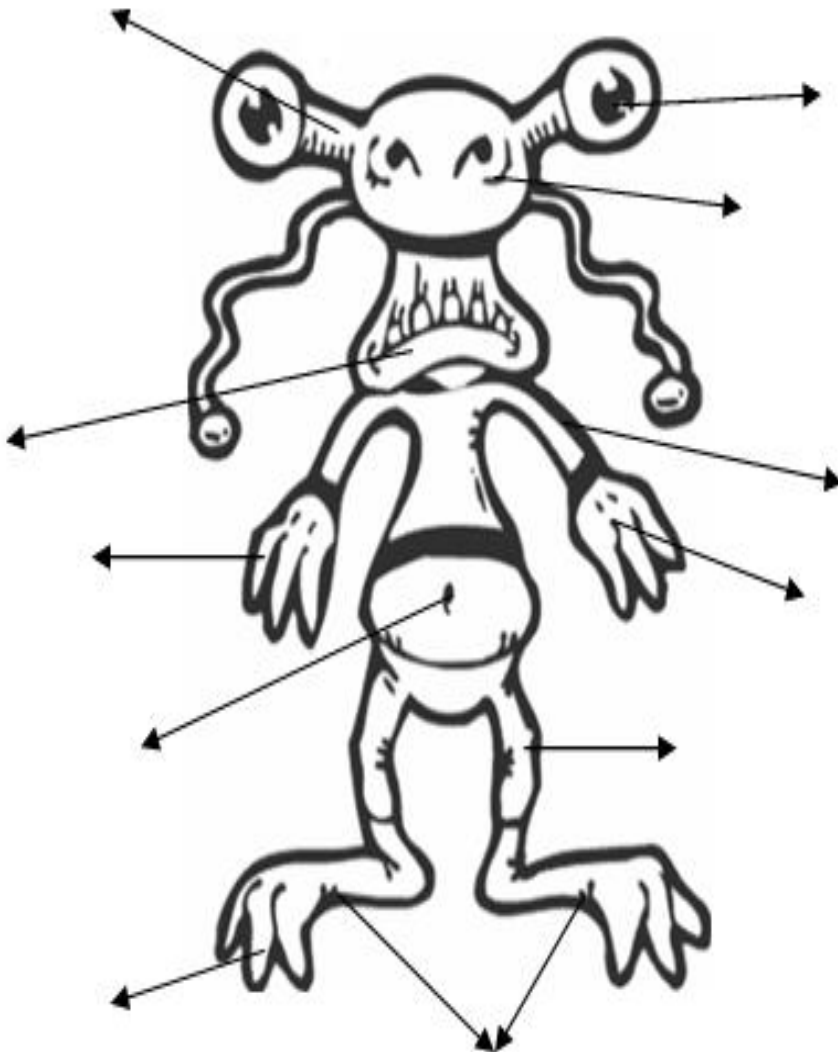




IT'S A MONSTER!

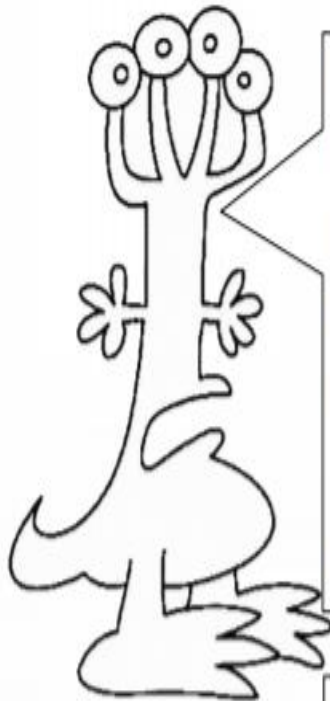
**1. LABEL THE PARTS OF THE BODY. THEN
READ AND COLOUR THE MONSTER.**

BODY- HANDS- ARMS- FINGERS- LEGS- FEET- HEAD- TOES- EYES-
NOSE- MOUTH-



LEARN!

- ★ **I'VE GOT....(YO TENGO)**
- ★ **IT/HE HAS GOT (TIENE)**

ALIENS FROM OUTER SPACE**2-- READ ABOUT THE ALIENS AND COLOUR**

I'M SPOOKY. I HAVE GOT THREE GREEN EYES, TWO RED HANDS, TWO BLUE FEET, A YELLOW TALE AND A BROWN BODY.


I'M SPARKY. I HAVE GOT TWO ORANGE EYES, TWO YELLOW TEETH, TWO RED ARMS AND HANDS, TWO BLUE LEGS AND A GREEN BODY.



I'M UGLY. I HAVE GOT TWO ORANGE ANTENNAS, FOUR YELLOW ARMS AND HANDS, A GREEN BODY, ONE BLACK EYE AND TWO BROWN FEET.



3-Read the sentences and paint the monster.




IT HAS GOT TWO RED ARMS.
IT HAS GOT TWO YELLOW LEGS.
IT HAS GOT THREE GREEN EYES.
IT HAS GOT ONE BLUE NOSE.
IT HAS GOT A BROWN FACE.
IT HAS GOT TWO PINK EARS.
IT HAS GOT A PURPLE BODY.

4-ANSWER THE MONSTER.

- HAS IT GOT BIG EARS?
- HAS IT GOT ONE EYE?
- HAS IT GOT THREE ARMS?
- HAS IT GOT TWO LEGS?
- HAS IT GOT BIG MOUTH?



5- DRAW A MONSTER AND DESCRIBE IT



IT HAS GOT
.....
.....