



6TH Grade A, B, C AND D

HOMEWORK – July, 29th – August, 2nd

HERE IS YOUR HOMEWORK. **LET'S GET READY FOR OUR UNIT 2 TEST.** REMEMBER TO WORK ALONE, IN A QUIET PLACE, SO THAT YOU CAN CONCENTRATE AND REINFORCE WHAT WE HAVE BEEN STUDYING.

TO BE CHECKED

HOMEWORK 1: - 6th A and C EVERY TUESDAY

- 6th B and D: EVERY WEDNESDAY

HOMEWORK 2: - 6th A EVERY WEDNESDAY

- 6TH B EVERY THURSDAY

- 6th C and D EVERY FRIDAY

REMEMBER! YOU DO NOT NEED TO PRINT YOUR HOMEWORK. COPY THE SENTENCES IN YOUR NOTEBOOK.

- HOMEWORK 1-

a- STUDY FOR UNIT 2 TEST

TOPICS

- **VOCABULARY:** food, ingredients, cooking verbs

- **GRAMMAR:** There is/there are/ there isn't,/ there aren't / some/a/ an/ any/ too much/ too many / enough

b- Do you know how to make oat biscuits? Practise your reading in English with this recipe and learn how to make them.

Oat biscuits

Serves: 1 person

Ingredients:

- 4 tablespoons of quick oats
- 2 teaspoons of whole wheat flour
- 1/4 teaspoon of baking powder
- 1 teaspoon of brown sugar
- a pinch of cinnamon
- 2 tablespoons of apple sauce (without sugar)
- 1/4 teaspoon of vanilla extract
- 8-10 raisins



Preparation:

Wash your hands! Find everything you need (a bowl, a wooden spoon, a tablespoon, a teaspoon, a plate, etc.). Get out the ingredients.

Instructions:

1. Put the dry ingredients into a bowl (oats, flour, baking powder, sugar, cinnamon). Mix them well with a wooden spoon.
2. Stir in the liquids (apple sauce, vanilla extract) and the raisins.


3. Put the mixture onto a small plate.
4. Microwave on full power for 90 seconds. Be careful – the plate will be very hot! Wait five minutes for it to cool before you take it out of the microwave.
5. Enjoy!


1. True or false? Circle **TRUE OR FALSE** for these sentences.

- a. With this recipe you can make enough for one person. **TRUE FALSE**
- b. You need two tablespoons of flour. **TRUE FALSE**
- c. You need a pinch of cinnamon. **TRUE FALSE**
- d. You need 80 raisins. **TRUE FALSE**
- e. You should put the liquids in before the dry ingredients. **TRUE FALSE**
- f. You can cook the oat biscuit in the microwave. **TRUE FALSE**
- g. You should cook the biscuit for 90 minutes. **TRUE FALSE**
- h. You should be careful when you take the plate out. **TRUE FALSE**

- HOMEWORK 2-

Look at what we need and what we have to make MINI QUICHES. Write sentences using **TOO MANY/ TOO MUCH** and **(NOT) ENOUGH**





INGREDIENTS

1 red pepper

2 onions


2 slices of ham

50g cheese


250g pastry


4 eggs


WE HAVE




200g









50g

1)- (peppers) _____

2)- (onions) _____

3)- (ham) _____

4)- (cheese) _____

5)- (pastry) _____

6)- (eggs) _____



KEEP TRYING. YOU'RE DOING WELL.

LOOK AT ALL THE PROGRESS YOU'VE MADE.



I'M VERY PROUD OF YOU.

