

Cuaderno de

Caligrafía Imprenta






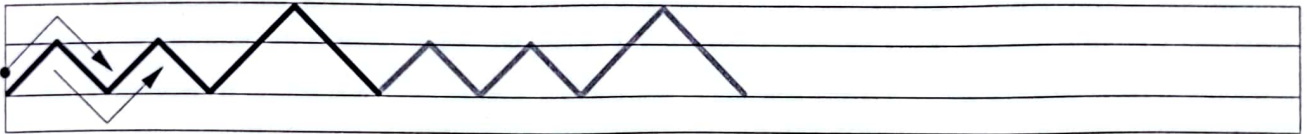






plantec

ARTISTICO + TECNICO + PAPELES
PRODUCTOS PROFESIONALES

Alumno: Año: División: **plantec**











- Recorrer con el dedo  y luego con el lápiz 



Alumno:

..... **plantec**

- Recorrer con el dedo  y luego con el lápiz 

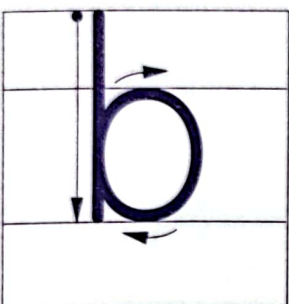


Alumno: Año: División: **plantec**

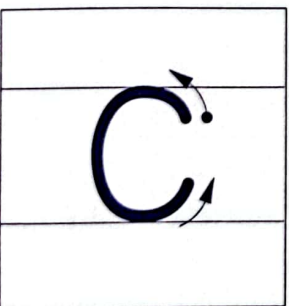
• Recorrer con el dedo  y luego con el lápiz 



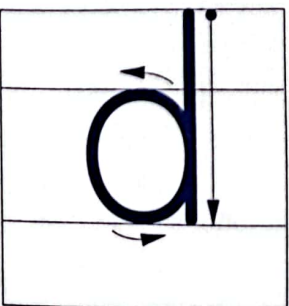
aaa



bbb



CCC



ddd

Alumno:

Año:

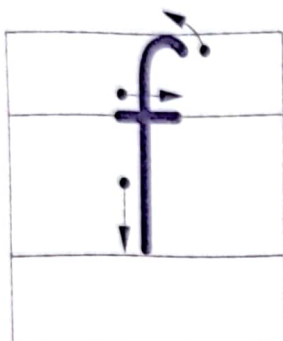
División:

plantec


- Recorrer con el dedo  y luego con el lápiz 



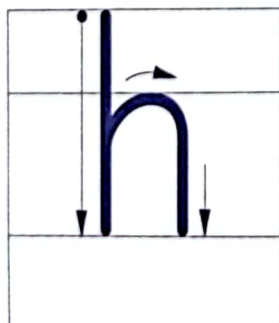
eee



fff



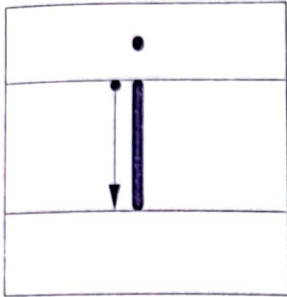
ggg



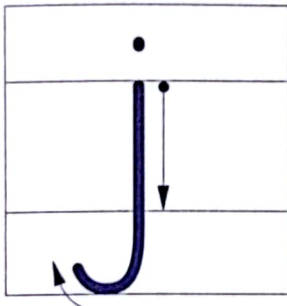
hhh

Alumno: Año: División: **plantec**

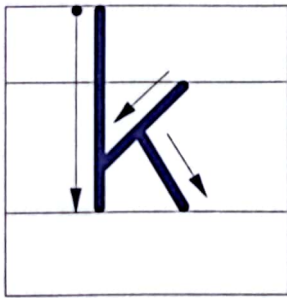
• Recorrer con el dedo  y luego con el lápiz 



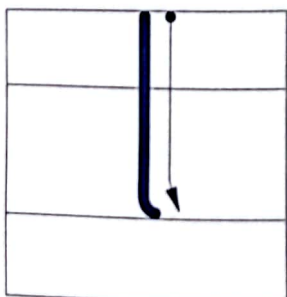
Handwriting practice lines for lowercase letter 'j'. The first line contains three vertical bars with dots above them, representing the letter 'j'. Below are two more empty lines for practice.



Handwriting practice lines for uppercase letter 'J'. The first line contains three 'J' characters. Below are two more empty lines for practice.




Handwriting practice lines for lowercase letter 'k'. The first line contains three 'k' characters. Below are two more empty lines for practice.



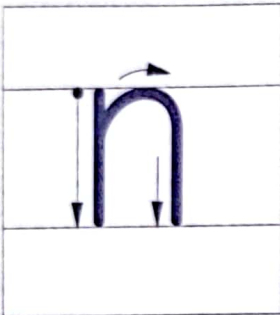
Handwriting practice lines for lowercase letter 'l'. The first line contains three vertical bars, representing the letter 'l'. Below are two more empty lines for practice.

Alumno: Año: División: *plantec*


• Recorrer con el dedo  y luego con el lápiz 



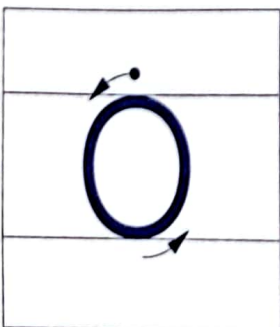
m m m



n n n



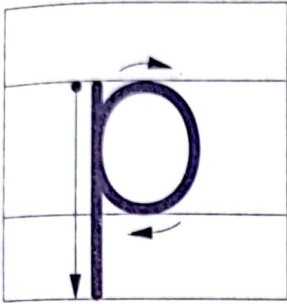
ñ ñ ñ



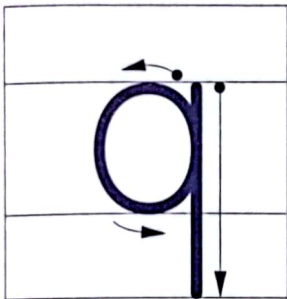
O O O

Alumno: Año: División: **plantec**

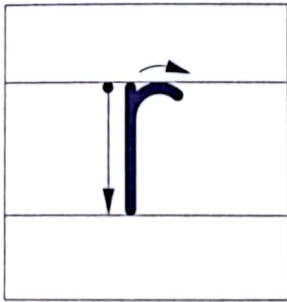
- Recorrer con el dedo  y luego con el lápiz 




ppp



qqq






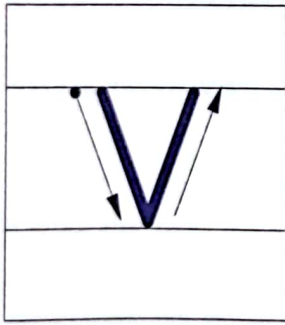

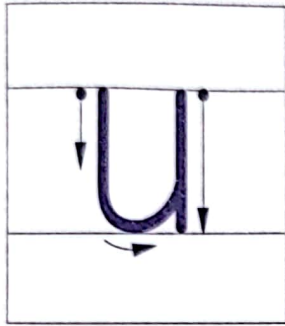

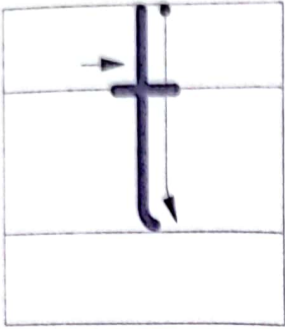
rrr



sss

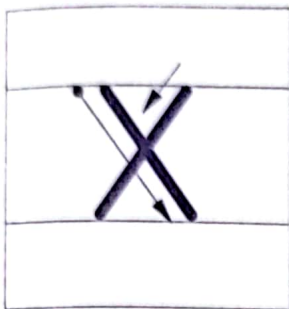
Alumno: Año: División: **plantec**

• Recorrer con el dedo  y luego con el lápiz 

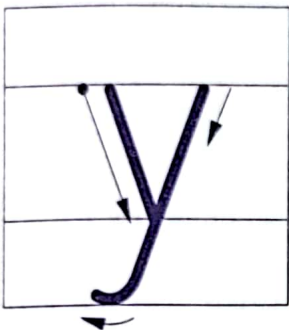


Alumno: Año: División: *plantec*

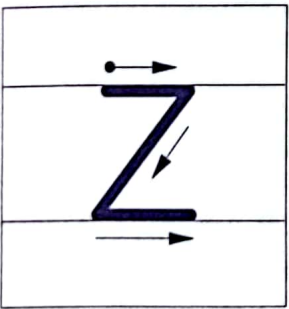
• Recorrer con el dedo  y luego con el lápiz 




XXX



yyy




ZZZ




AAA

Alumno: Año: División: **plantec**


• Recorrer con el dedo  y luego con el lápiz 



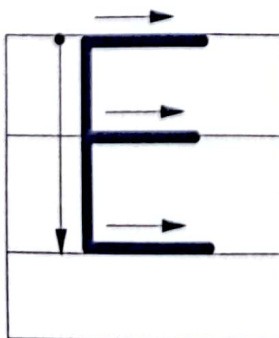
BBB



CCC




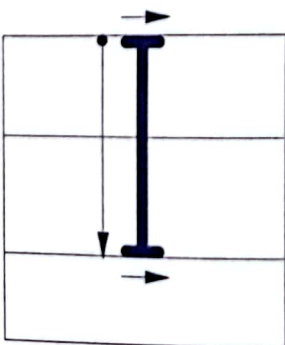

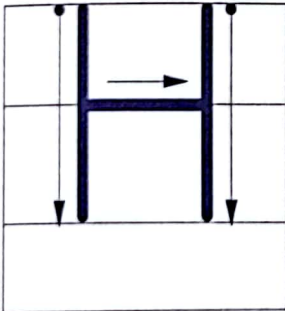



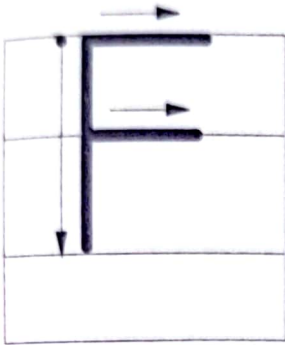
DDD




EEE

Alumno: Año: División: *plantec*


• Recorrer con el dedo  y luego con el lápiz 



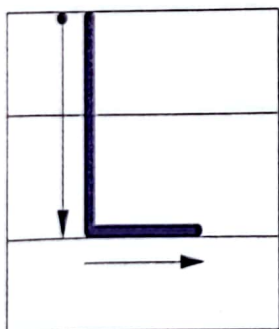
• Recorrer con el dedo  y luego con el lápiz 



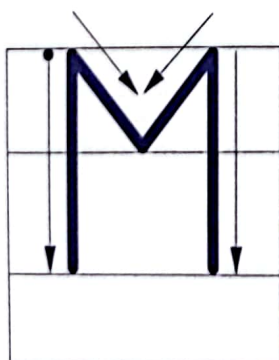
Handwriting practice lines for the letter J. The first row contains three dashed 'J's for tracing. Below it are two sets of empty three-line guides for independent practice.



Handwriting practice lines for the letter K. The first row contains four dashed 'K's for tracing. Below it are two sets of empty three-line guides for independent practice.



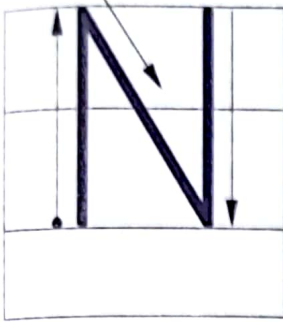
Handwriting practice lines for the letter L. The first row contains three dashed 'L's for tracing. Below it are two sets of empty three-line guides for independent practice.



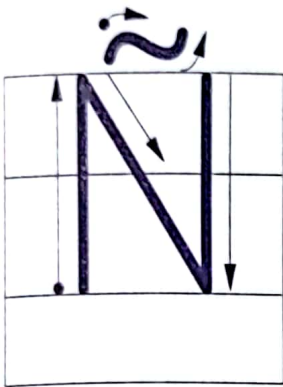
Handwriting practice lines for the letter M. The first row contains three dashed 'M's for tracing. Below it are two sets of empty three-line guides for independent practice.

Alumno: Año: División: *plantec*

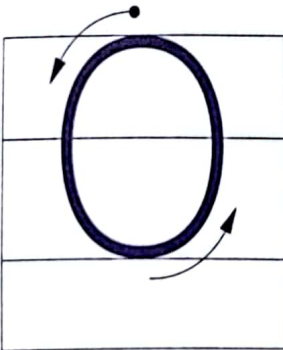
• Recorrer con el dedo  y luego con el lápiz 




NNNN



NNNN



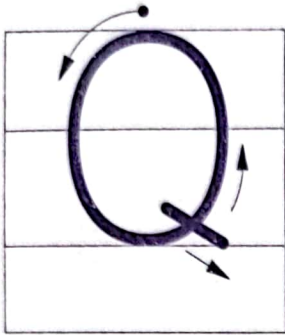
OOO




PPP

Alumno: Año: División: **plantec**

• Recorrer con el dedo  y luego con el lápiz 



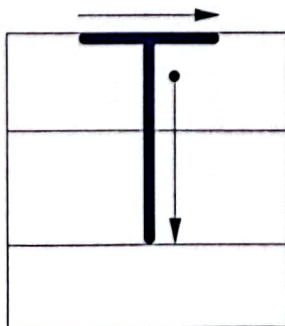
Q Q Q



R R R




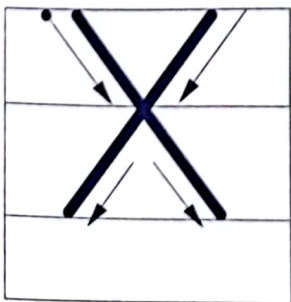

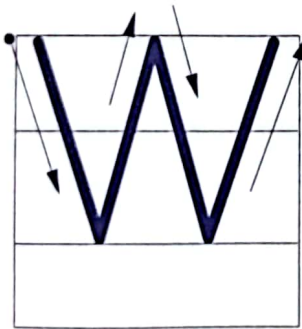



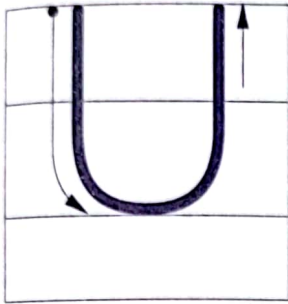
S S S



T T T




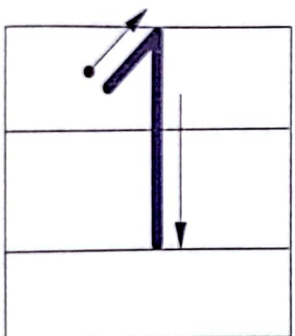

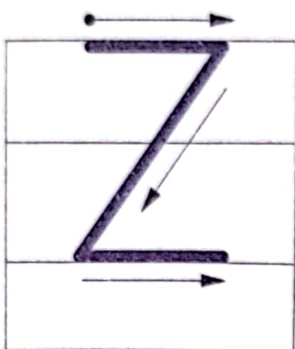

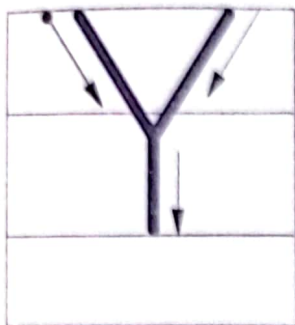
Alumno: Año: División: **plantec**

• Recorrer con el dedo  y luego con el lápiz 



Alumno: Año: División: **plantec**

• Recorrer con el dedo  y luego con el lápiz 




Alumno: Año: División: *plantec*

• Recorrer con el dedo  y luego con el lápiz 




333



444




555




666

Alumno: Año: División: *plantec*

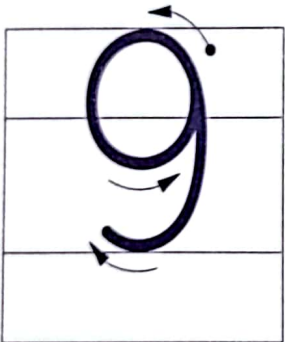
• Recorrer con el dedo  y luego con el lápiz 



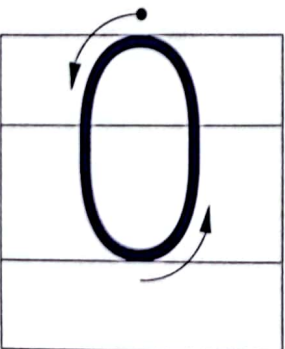
7 7 7



8 8 8



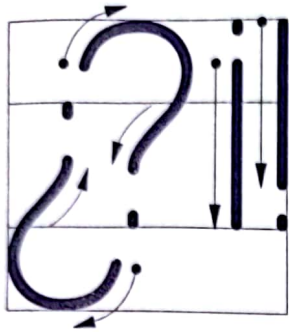
9 9 9



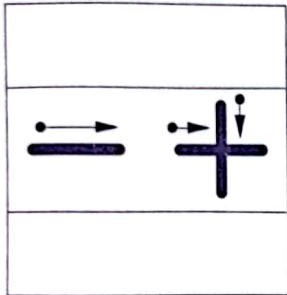
0 0 0

Alumno: Año: División: **plantec**

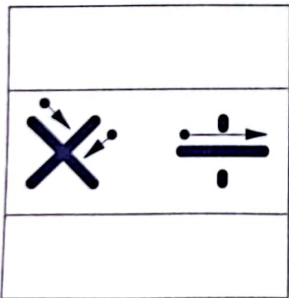
- Recorrer con el dedo  y luego con el lápiz 



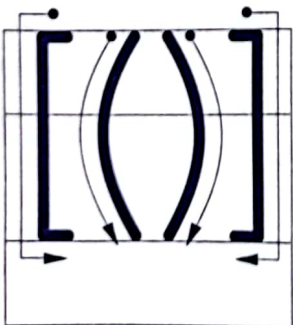
Handwriting practice lines for the letter 'C'. The first line contains three dashed 'C' characters for tracing, each with a vertical line and a dot indicating the starting point. Below are two blank lines for independent practice.



Handwriting practice lines for the letter 'H'. The first line contains a dashed 'H' character for tracing, followed by a series of horizontal dashes and plus signs. Below are two blank lines for independent practice.



Handwriting practice lines for the letter 'X'. The first line contains three dashed 'X' characters for tracing, each with a vertical line and a dot indicating the starting point. Below are two blank lines for independent practice.



Handwriting practice lines for the letter 'O'. The first line contains three dashed 'O' characters for tracing, each with a vertical line and a dot indicating the starting point. Below are two blank lines for independent practice.

Alumno: Año: División: **plantec**

• Recorrer con el dedo  y luego con el lápiz 

auto auto a

barco barco b

cama cama c

dama dama d

Alumno: Año: División: *plantec*

• Recorrer con el dedo  y luego con el lápiz 

espejo espejo e

foco foco f

globo globo g

hilo hilo h

Alumno: Año: División: **plantec**

• Recorrer con el dedo  y luego con el lápiz 

imán imán i

jarra jarra j

kilo kilo k

luz luz l

Alumno: Año: División: *plantec*

• Recorrer con el dedo  y luego con el lápiz 

mano mano m

nudo nudo n

ñandú ñandú ñ

OSO OSO O

Alumno: Año: División: **plantec**

• Recorrer con el dedo  y luego con el lápiz 

papa papa p

queso queso q

rampa rampa r

sopa sopa s

Alumno: Año: División: *plantec*

• Recorrer con el dedo  y luego con el lápiz 

taza taza t

uno uno u

vino vino v

whisky whisky w

Alumno: Año: División: **plantec**

• Recorrer con el dedo  y luego con el lápiz 

xilófono xilófono x

yerba yerba y

ZOO ZOO Z

$3+2=5$; 3+ ; ;

$4-1=$; ; ;

Alumno: Año: División: *plantec*

• Recorrer con el dedo  y luego con el lápiz 

Abel Abel A

Brenda Brenda B

Clara Clara C

Daniel Daniel D

Emma Emma E

Felipe Felipe F

Alumno: Año: División: **plantec**

• Recorrer con el dedo  y luego con el lápiz 

Gastón Gastón G

Hugo Hugo H

India India I

José José J

Kenia Kenia K

Lucas Lucas L

Alumno: Año: División: *plantec*

• Recorrer con el dedo  y luego con el lápiz 

Mónica Mónica M

Norma Norma N

Omar Omar O

Pedro Pedro P

Quique Quique Q

Rocio Rocio R

Alumno: Año: División: **plantec**

• Recorrer con el dedo  y luego con el lápiz 

Sara Sara S

Tadeo Tadeo T

Umma Umma U

Vera Vera V

Walter Walter W


Xsabier Xsabier X

Alumno: Año: División: *plantec*

- Recorrer con el dedo  y luego con el lápiz 

Yago Yago Y

Zeus Zeus Z

- Letra imprenta + Letra cursiva 

A a Aa	B b Bb	C c Cc	D d Dd	E e Ee	F f Ff
G g Gg	H h Hh	I i Ii	J j Jj	K k Kk	L l Ll
M m Mm	N n Nn	Ñ ñ Ññ	O o Oo	P p Pp	Q q Qq
R r Rr	S s Ss	T t Tt	U u Uu	V v Vv	W w Ww
X x Xx	Y y Yy	Z z Zz			