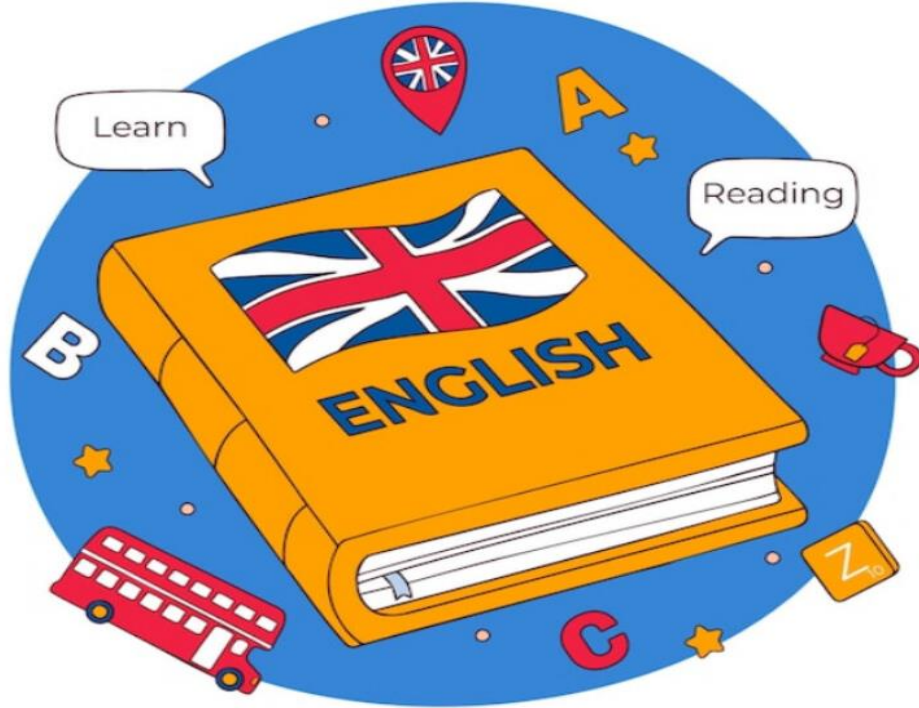


CUADERNILLO ACTIVIDADES



6° GRADO

STUDENT:.....

Teacher: Ma. Belén Oviedo

2025

**DEAR FAMILY: COMPARTO CON USTEDES ALGUNOS
DETALLES PARA TENER EN CUENTA:**

- Es primordial que el alumno cuente con su material de clase (cuaderno y cuadernillo) **TODAS** las clases.
- Si el alumno no asiste a la clase de inglés por algún motivo (problemas de salud o situación particular), deberá pedir a sus compañeros el número de página que se trabajó ese día para poder completarlo y no atrasarse.
- Trabajamos de forma **ORAL** y **ESCRITA**.
- **MODOS DE EVALUACION:** El aprendizaje y evaluación de los alumnos es un **PROCESO** y como tal, el comportamiento y participación de los alumnos durante la clase de Inglés se tendrá en cuenta para su calificación final. Las evaluaciones serán **ESCRITAS u ORALES** avisando con una semana de antelación los temas a evaluar. En caso de inasistencia a la evaluación será evaluado a la clase siguiente, debiendo justificar por escrito la inasistencia.
- **CRITERIOS DE ACREDITACION QUE SE TOMARAN EN CUENTA PARA LA NOTA TRIMESTRAL**
 - Trabajo en clase
 - Cumplimiento con el material de clase y actividades solicitadas
 - Respeto a las consignas
 - Respeto a la docente y a sus compañeros, comunicándose de manera cordial.
 - Cumplimiento de las tareas asignadas tanto en clase como extraescolares.
 - Calificaciones de evaluaciones escritas y/u orales.

.....
Prof. Ma. Belén Oviedo

.....
Alumno/a


.....
Padre/ Madre/Tutor

INDEX

- ★ WELCOME STUDENTS!
- ★ UNIT 1: WE ARE FRIENDS!
- ★ UNIT 2: I AM A STUDENT!
- ★ UNIT 3: DEMONSTRATIVES!
- ★ UNIT 4: ORDINAL NUMBERS-
(Recycling Months and Days)
- ★ UNIT 5: THERE IS/THERE ARE
- PREPOSITIONS OF PLACE
- ★ UNIT 6: MY DREAM JOB

WELCOME STUDENTS!

1 Read this school notice board.



2 Circle the correct option. Then listen and check.

- 1 A: Hi! I'm Tomás. What's your name? / How old are you?
B: Hi! I'm Jeremy.
- 2 A: What's your surname, Jeremy?
B: Graham.
A: How are you? / How do you spell it?
B: G-R-A-H-A-M
- 3 A: How old are you, Tomás? / How are you?
B: I'm 13.
- 4 A: Hello, Jeremy! I'm Andrew Jones, your new teacher.
B: Nice to meet you, Mr Jones.
A: How are you? / Nice to meet you too.
- 5 A: Hi, Tomás! How are you? / Nice to meet you.
B: Fine, thank you. And how are you, Bill?
A: Fine, thanks.

5 Answer these questions about yourself.

- 1 What's your name?

- 2 What's your surname?

- 3 How do you spell it?

- 4 How old are you?

- 5 What class are you in?

6 141 Listen and complete the list.

0 zero / oh	11 eleven	22 twenty-two
1 one	12 _____	23 _____
2 two	13 _____	24 _____
3 _____	14 fourteen	25 twenty-five
4 four	15 fifteen	26 twenty-six
5 five	16 _____	27 twenty-seven
6 six	17 _____	28 _____
7 _____	18 eighteen	29 _____
8 _____	19 nineteen	30 thirty
9 nine	20 twenty	31 thirty-one
10 ten	21 twenty-one	

7 151 Lyn and Wendy meet for the first time at Green Valley International School. Put the dialogue in order using numbers. Then listen and check.

- Lyn: Hello! I'm Lyn. 1
- Wendy: How do you spell Fairhurst? _____
- Lyn: See you! _____
- Wendy: Thank you. And how old are you, Lyn? _____
- Lyn: And I'm Lyn Fairhurst. 3
- Wendy: Hi, Lyn! I'm Wendy. Wendy Williams. _____
- Lyn: I'm 13. What about you? _____
- Wendy: I'm in class 1B too. That's great! See you later, Lyn. _____
- Lyn: I'm in class 1B. _____
- Wendy: I'm 12. What class are you in? _____
- Lyn: F-A-I-R-H-U-R-S-T _____

8 80 Practise with a classmate. Have a similar conversation to the one in activity 7.

A: Hi! I'm Pablo. What's your name?
B: Hi, Pablo! I'm Anna. Anna Miller.
A: And I'm...

9 91 Complete this text about yourself.

Hi!
My name's _____ and my
surname is _____
I'm _____ years old. I'm in class
_____ at _____
_____ school.
How about you?

Useful Tip > Language


First name or simply name: *Anna, Pablo*, etc.
Surname (UK) or last name (US): *Miller, Jones*, etc.
Some people have got a middle name:
Anna Louise Miller



1 Look at the picture of a classroom at Green Valley International School. Number the objects in the list.

- Classroom objects
- Classroom language
- *this / these; that / those*
- *a / an + noun*
- *the + noun (s)*

- | | | |
|-------------------------------------|--|---------------------------------------|
| <input type="checkbox"/> a clock | <input type="checkbox"/> a desk | <input type="checkbox"/> a book |
| <input type="checkbox"/> a pencil | <input type="checkbox"/> a whiteboard | <input type="checkbox"/> a pen |
| <input type="checkbox"/> a computer | <input type="checkbox"/> a notebook | <input type="checkbox"/> an eraser |
| <input type="checkbox"/> a door | <input type="checkbox"/> a pencil case | <input type="checkbox"/> a litter bin |



5 Listen and tick the classroom language Mr Jones and his students use in class at Green Valley School.

 <p>1 <input type="checkbox"/> Open your books at page 3, please!</p>	 <p>2 <input type="checkbox"/> Please, close the door!</p>	 <p>3 <input type="checkbox"/> Look at the board! Pay attention, please!</p>	 <p>4 <input type="checkbox"/> Read the text.</p>
 <p>5 <input type="checkbox"/> Listen to the CD!</p>	 <p>6 <input type="checkbox"/> Write your name, please!</p>	 <p>7 <input type="checkbox"/> May I go to the toilet, Mr Jones?</p>	 <p>8 <input type="checkbox"/> Can I have some water, please?</p>

UNIT 1: WE ARE FRIENDS!

LET'S LEARN PERSONAL PRONOUNS!

(Aprendemos los pronombres personales)



I → **YO**

YOU → **TÚ/VOS**

HE → **EL**

SHE → **ELLA**

IT → **ESO (COSAS O ANIMALES)**

YOU → **VOSOTROS/USTEDES**

WE → **NOSOTROS**

THEY → **ELLOS**

- SI TIENES LA POSIBILIDAD TE INVITO A QUE VEAS UN VIDEO EXPLICATIVO CORTO SIGUIENDO ESTE LINK PARA PRACTICAR LOS PRONOMBRES.

<https://www.youtube.com/watch?v=cVkSndpZtN0>

Complete the chart (completa el cuadro)

I	
	TU/VOS
HE	
	ELLA
IT	
YOU	
	NOSOTROS
THEY	

WRITE THE CORRECT PERSONAL PRONOUN

WE- HE -YOU - SHE - THEY - IT - I -



LET'S PRACTICE! (Practicamos)

RETOMAREMOS LOS PRONOMBRES PERSONALES.

Practiquen diciéndolos en voz alta y escuchándolos. Vean el video que les compartí nuevamente.

-Hoy trabajaremos reemplazar diferentes sujetos por pronombres personales. ¡Presta atención!

Maria is my sister (Maria es mi hermana)



SHE is my sister (Ella es mi hermana)

Lucia and Felipe are friends. (Lucia y Felipe son amigos)



THEY are friends. (Ellos son amigos)

HANDS ON ENGLISH!!

Write the correct **PERSONAL PRONOUNS:-HE-SHE-IT-WE-THEY** (Escribí el pronombre que corresponde.)

Patrick _____ Susan and Charles _____




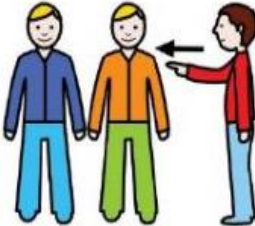




The students _____ Mary _____

The animals _____ Carl and Meg _____

My friends _____ The house. _____

The cat _____ My brothers _____

LOOK AT THE PICTURE AND CIRCLE THE CORRECT ANSWER.

1.		<ul style="list-style-type: none"> ▪ He ▪ She ▪ They 	5.		<ul style="list-style-type: none"> ▪ We ▪ She ▪ You
2.		<ul style="list-style-type: none"> ▪ You ▪ I ▪ He 	6.		<ul style="list-style-type: none"> ▪ He ▪ We ▪ You
3.		<ul style="list-style-type: none"> ▪ We ▪ He ▪ You 	7.		<ul style="list-style-type: none"> ▪ They ▪ She ▪ He
4.		<ul style="list-style-type: none"> ▪ We ▪ You ▪ They 	8.		<ul style="list-style-type: none"> ▪ He ▪ She ▪ It

REPLACE THE NOUN FOR A PRONOUN.

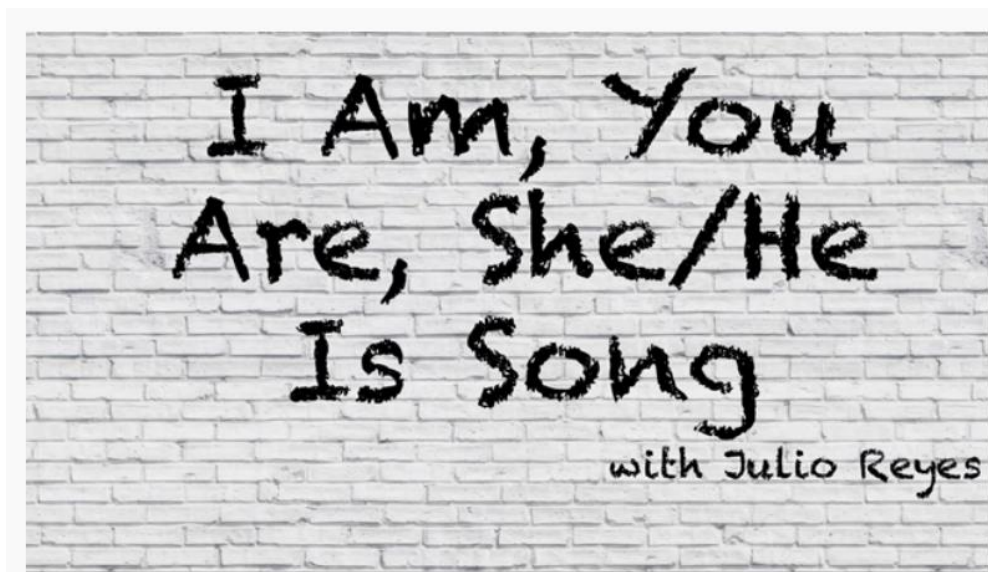
- | | |
|---|--------------------------|
| 1. <u>Carlos</u> is a good student. | _____ is a good student. |
| 2. <u>Sara and Gabriel</u> are Friends. | _____ are friends. |
| 3. <u>The rabbit</u> is beautiful. | _____ is beautiful. |
| 4. <u>Carol and I</u> are students. | _____ are students. |
| 5. <u>The door</u> is brown. | _____ is brown. |
| 6. <u>My mother</u> is at home. | _____ is at home. |
| 7. <u>The books</u> are new. | _____ are new. |
| 8. <u>The apple</u> is delicious. | _____ is delicious. |

UNIT 2: I AM A STUDENT!

Con atención observa el siguiente video.

El **VERB TO BE** es el verbo SER o ESTAR, y tiene muchos usos en Ingles.

https://www.youtube.com/watch?v=KCsmtbOOG_w




TO BE

I AM



HE IS



WE ARE



SHE IS



YOU ARE



YOU ARE



IT IS



THEY ARE



Match and write.

it we you they

am are is

he you she I

I we

you you

he they

she

it

Complete with the personal pronouns. (I- HE-SHE-IT-YOU-WE-THEY)

- 1- My name is Claudia.am from Rome
- 2- This is my friend Tony.is ten
- 3- Luca and Lisa are new students.are from Rome
- 4- Look at that car.is Indian
- 5- Sabrina and I are thirteen.are in year 9
- 6- My favourite actor is Daniel Radcliff.is English
- 7- Juliette Binoche isn't English. is from France
- 8- Karl is British andis from Oxford.

Complete with "to be"

- 1- Yasmin and Emma13
- 2- CharlieEnglish
- 3- My mp3 playernew
- 4- Youmy best friend.
- 5- My mother and my fatherdoctors.
- 6- I good at tennis
- 7- Theymy classmates

Verb to be

My name is **Are.**

We

You are

They

My name is **Am.**

I am

My name is **Is.**

He

She is

It



1. Fill in with the verb to be.

I ____

We ____

He ____

They ____ happy.

She ____

You ____

It ____

Hello! We are the verb to be!

2. Match as in the example.

am

is

are

Ben

Alice

I

frog

Tom and Lily

he

girl

you

we

They

We

cat

3. Help Draggy to write a letter.



I ____ Draggy. I ____ a good dragon. My brother ____ Plog. He ____ six. Dotty ____ my sister. She ____ ten. They ____ funny. We ____ best friends. Dotty and I ____ pupils. You ____ a pupil too.









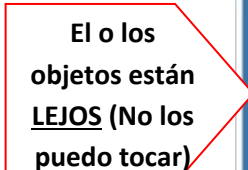
4. Fill in with the verb to be.

1. Ben ____ a good boy.
2. Tom and I ____ friends.
3. Sally ____ a pupil.
4. Molly and she ____ sisters.
5. Danny and Ann ____ sad.
6. Frank ____ funny.
7. My dog ____ nice.
8. A tiger ____ black and orange.
9. David, Sam and Pam ____ eight.

UNIT 3: DEMONSTRATIVES!

DEMONSTRATIVE: THIS/THESE-THAT/THOSE

- **PAY ATTENTION!** (Presta atención) Sigue el siguiente enlace de [youtube](#)

Demostrativos en inglés			
 <p>This cat is small Este gato es pequeño</p>	 <p>These cats are small Estos gatos son pequeños</p>		
 <p>That cat is small Ese gato es pequeño</p>	 <p>Those cats are small Esos gatos son pequeños</p>		
 Si quieres aprender inglés GRATIS, ve a: www.aprenderinglesrapidoysencillo.com			
 <p>El o los objetos están CERCA</p>	This ➡ +Este +Esta	These ➡ +Estos +Estas	
	 <p>El o los objetos están LEJOS (No los puedo tocar)</p>	That ➡ +Ese +Esa	Those ➡ +Esos +Esas



➤ WORK ON THE FOLLOWING ACTIVITIES

1-Coloca THIS o THESE (AQUI)

2-Coloca THAT o THOSE (ALLÁ)

THIS-THAT/THOSE-THOSE

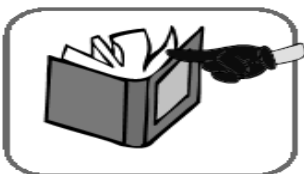
Put in **THIS** or **THESE** (HERE!!!)

- | | | |
|---------------|----------------|---------------|
| _____ book | _____ children | _____ woman |
| _____ books | _____ trousers | _____ teeth |
| _____ house | _____ tooth | _____ foot |
| _____ houses | _____ jeans | _____ teacher |
| _____ pencils | _____ men | _____ people |
| _____ mice | _____ pupil | _____ child |

Put in **THAT** or **THOSE** (THERE!!!)

- | | | |
|--------------|---------------|-----------------|
| _____ house | _____ boys | _____ buildings |
| _____ houses | _____ animals | _____ birds |
| _____ horse | _____ man | _____ secretary |
| _____ horses | _____ people | _____ windows |
| _____ girl | _____ car | _____ office |

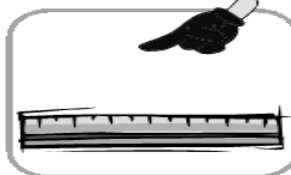
Complete using THIS-THAT-THESE-THOSE (Completa usando THIS- THAT-THESE-THOSE)



_____ is a book




_____ are books.




_____ is a ruler.



_____ is a school bag




_____ is a rubber.




_____ are paper clips



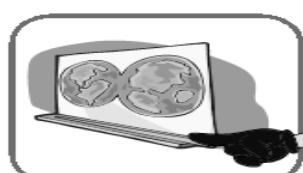
_____ are pens.




_____ is a pencil sharpener




_____ are pencils.







_____ is a map.



_____ is a desk.



_____ is a notebook.

DEMONSTRATIVE PRONOUNS	
Singular	Plural
<p>THIS</p>  <p>This is my schoolbag.</p>	<p>THESE</p>  <p>These are my pencils.</p>
<p>THAT</p>  <p>That is my ruler.</p>	<p>THOSE</p>  <p>Those are my books.</p>

A- Choose the right word.

1. ____ is my favourite book.

- a) These b) This c) That



2. ____ students are happy.

- a) Those b) That c) These



3. ____ chairs are comfortable.

- a) That b) These c) This



4. ____ is the school bus.

- a) Those b) These c) That



B- Answer the questions. Follow the example.

Example: What is this? This is a schoolbag.



1. What is that? _____



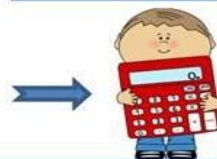
2. What are these? _____



3. What are those? _____



4. What is this? _____



UNIT 4: ORDINAL NUMBRES- Recycling Months and Days of the Week

Ordinal Numbers

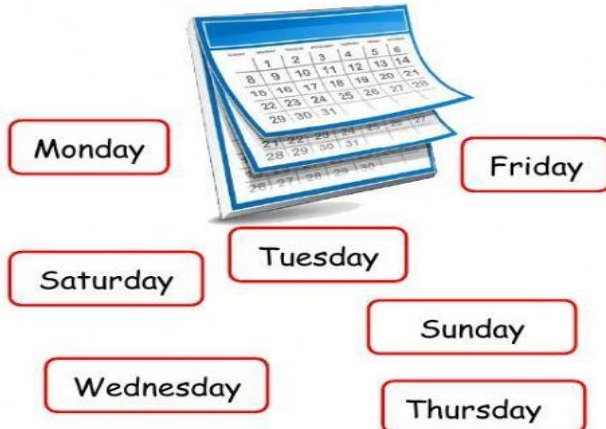
1 st - first	17 th - seventeenth
2 nd - second	18 th - eighteenth
3 rd - third	19 th - nineteenth
4 th - fourth	20 th - twentieth
5 th - fifth	21 st - twenty-first
6 th - sixth	22 nd - twenty-second
7 th - seventh	23 rd - twenty-third
8 th - eighth	24 th - twenty-fourth
9 th - ninth	25 th - twenty-fifth
10 th - tenth	26 th - twenty-sixth
11 th - eleventh	27 th - twenty-seventh
12 th - twelfth	28 th - twenty-eighth
13 th - thirteenth	29 th - twenty-ninth
14 th - fourteenth	30 th - thirtieth
15 th - fifteenth	31 st - thirty-first
16 th - sixteenth	

Ordinal numbers * Days of the week * Months of the year

1. Write words in correct form:

Days of the week

1.	ayduns	
2.	daynom	
3.	uesaydt	
4.	wdedyensa	
5.	utahersdy	
6.	yfdria	
7.	dasuatry	



Months of the year

1.	uyjnara	
2.	ryfbeura	
3.	hcmra	
4.	lapir	
5.	yam	
6.	enju	
7.	yjlu	
8.	gtsuua	
9.	tmesperbe	
10.	tcobore	
11.	vonmereb	
12.	cedmeerb	



PAY ATTENTION! Read and complete

1. February is the _____ month of the year.

2. **J** is the _____ letter of the alphabet.

3. Saturday is the _____ day of the week.

4. July is the _____ month of the year.

5. **E** is the _____ letter of the alphabet.

6. Wednesday is the _____ day of the week.

7. December is the _____ month of the year.

8. **H** is the _____ letter of the alphabet.

9. Tuesday is the _____ day of the week.

10. September is the _____ month of the year.

2. Ordinal numbers - fill the words




fourth second sixth

eleventh ninth third tenth

eighth first fifth twelfth

1. Wednesday is the.....day of the week.
2. September is themonth of the year.
3. Friday is the.....day of the week.
4. November is themonth of the year.
5. Monday is theday of the week.
6. August is themonth of the year.
7. December is themonth of the year.
8. May is themonth of the year.
9. Tuesday is theday of the week.
10. October is themonth of the year.
11. Sunday is theday of the week.

Complete the sentences with an ORDINAL NUMBER, according to the next picture.



EXAMPLE: Amy is in the **sixth** place.

EXAMPLE: Hugo is in the **seventh** place.

1. Ana is in the _____ place.

2. Sam is in the _____ place.

3. Sol is in the _____ place.

4. Laura is in the _____ place.

5. Jose is in the _____ place.

6. Sara is in the _____ place.

7. Juan is in the _____ place.

8. David is in the _____ place.

9. Raúl is in the _____ place.

10. Marc is in the _____ place.

Directions: Draw a line from the number to the matching word

1 st
2 nd
3 rd
4 th
5 th
6 th
7 th
8 th
9 th
10 th

third
fifth
first
fourth
second
ninth
sixth
tenth
seventh
eighth

UNIT 5: THERE IS-THERE ARE PREPOSITIONS OF PLACE

There is/are

Positive

There	is	a table.
	are	two desks.

Negative

There	isn't	a table.
	aren't	any desks.

Yes/No Questions


Is	there	a table?
Are		any desks?

Short Answers


Yes, **there is**. / No, there isn't.

Yes, **there are**. / No, there aren't.


PREPOSITIONS OF PLACE




IN




ON




UNDER




NEXT TO



BEHIND



IN FRONT
OF



BETWEEN

Choose the right preposition



under
behind
next to



in front of
in
on



on
behind
next to



in front of
in
under



in front of
in
next to



on
in front of
next to



on
behind
next to



behind
in
under



under
behind
next to



in front of
in
on



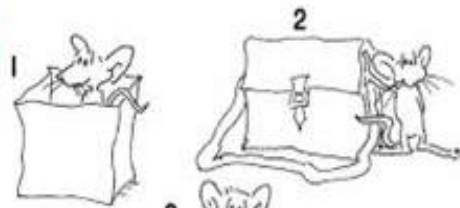
on
behind
next to



in front of
in
under



There is/there are and prepositions of place



Complete with in, on, under, next to

- 1-the mouse isthe box.
- 2-the mouse is.....the bag.
- 3-the mouse is.....the floor.
- 4-the mouse isthe chair.
- 5-the mouse isthe table.




Complete with there is/there are and prepositions of place

-a birthday cake.....the table.
-three carrotsthe table.
-a carrotthe cauliflower.
-a catthe table.
-five applesthe table.
-two bananas.....the table.
-a tortoisethe table.
-a mousethe cat and the cake.
-a candlethe cake



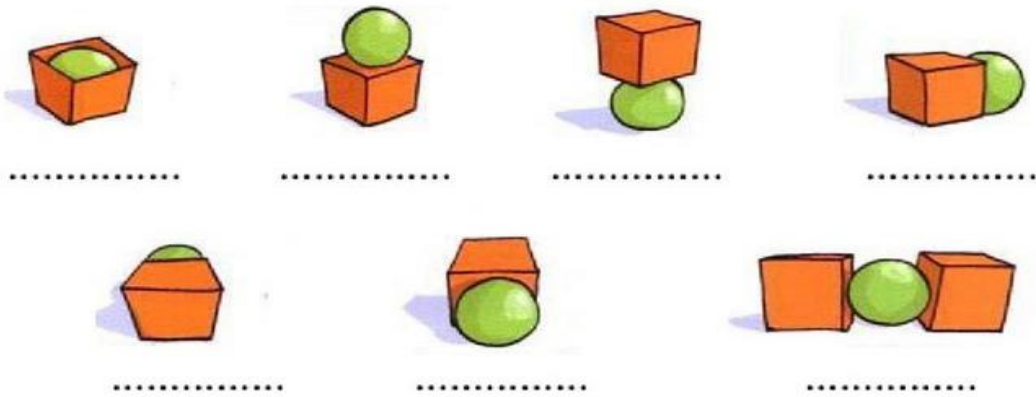
Now read and draw on your copybook.

There is a spider and its web under the table. There is a book on the table, there is a chair next to the table. There is a cat on the chair. There is a vase between the book and the album, there are three flowers in the vase. There are a snake and a hamster under the chair.





1. Choose the correct preposition of place



2. Look the picture and read the sentences



- | | | |
|--|-------------|--------------|
| 1. The family photo is on the wall. | TRUE | FALSE |
| 2. The T.V is behind the table. | TRUE | FALSE |
| 3. The fireplace is under to the sofa. | TRUE | FALSE |
| 4. The cushion is on the sofa. | TRUE | FALSE |
| 5. The coffee table is in front of the armchair. | TRUE | FALSE |
| 6. The chair is near the cupboard. | TRUE | FALSE |

3. Complete with the correct part of the house

- I do my homework in the _____
- I wash my hands and clean my teeth in the _____
- We wash and iron our clothes in the _____
- My parents cook the meals in the _____
- My parents keep the car in the _____
- This room is under the roof of my house _____

UNIT 6: "MY DREAM JOB"



Jobs Vocabulary



office worker



computer programmer



veterinarian



street vendor



factory worker



miner



teacher



real estate agent



bellboy



gas station attendant



speaker



delivery man



butcher



pharmacist



receptionist



politician



tour guide



entrepreneur



ballet dancer



astronaut



judge



customs officer



lawyer



cashier



taxi driver



plumber



musician



chef



baker



artist

* Read the sentences about jobs. Complete HE or SHE. Put the number in the correct drawing.

- 1) _____ is a VET.
- 2) _____ is a DOCTOR.
- 3) _____ is a FIREFIGHTER.
- 4) _____ is a TEACHER.
- 5) _____ is a CHEF.
- 6) _____ is a DENTIST.
- 7) _____ is a ARTIST.
- 8) _____ is a SOCCER PLAYER.
- 9) _____ is an ACTOR.
- 10) _____ is a NURSE.
- 11) _____ is a WAITER.
- 12) _____ is a POLICE OFFICER.



* Listen and read the text about Sally. Answer T (true) or F (false).



1) Sally is a zookeeper.	T	F
2) Sally works in a hospital.	T	F
3) She feeds animals.	T	F
4) She cleans cages and aquariums.	T	F
5) She works with dangerous animals.	T	F
6) She doesn't like her job.	T	F

Hello! My name is Sally. I'm 28 years old and I am a zookeeper. I work at Cleveland Metroparks Zoo.

My job is to feed and take care of the animals that live in the zoo. I clean the area they live in, for example, cages and aquariums. I work with wild animals like zebras, elephants, tigers, toucans, etc. Many of them are dangerous but I love my job.

Jobs and occupations

Choose the correct answer for the occupations below.



Nurse

Lawyer

Doctor



Butcher

Teacher

Engineer



Butcher

Cashier

Lawyer



Bricklayer

Nurse

Maid



Chef

Nurse

Cashier



Maid

Taxi driver

Firefighter



Chef

Engineer

Butcher



Taxi driver

Cashier

Maid



Engineer

Doctor

Chef



Cashier

Taxi driver

Engineer



Lawyer

Cashier

Bricklayer



Butcher

Maid









Firefighter

WHAT DO THEY DO?

READ AND PAT ATTENTION!

<p>Community Helpers and What they do?</p> <p>I am a  What do they do?</p> <p>Keeps us safe</p>	<p>Community Helpers and What they do?</p> <p>I am a  What do they do?</p> <p>Heal our body when we are ill</p>	<p>Community Helpers and What they do?</p> <p>I am a  What do they do?</p> <p>Keep our roads and streets clean</p>
<p>I am a  What do they do?</p> <p>Help in extinguishing fires</p>	<p>I am a  What do they do?</p> <p>Keep traffic in control</p>	
<p>I am a  What do they do?</p> <p>Make you feel better</p>	<p>I am a  What do they do?</p> <p>Teaches us in school</p>	

ink saving Eco

<h3>Construction Worker</h3> <p>Construction workers help to build many things in our community, such as houses and buildings.</p> 	<h3>Doctors</h3> <p>Doctors help to keep us healthy and heal us when we are not. They work in doctor's offices and in hospitals.</p> 	<h3>Chef</h3> <p>A chef cooks or bakes food in a restaurant. They create menus and prepare food for people in the community.</p> 
<h3>Veterinarian</h3> <p>A veterinarian is a doctor for animals. They care for the animals in the community and keep them healthy. They also help heal them if they are sick. Some veterinarians may work at a zoo.</p> 	<h3>Teacher</h3> <p>A teacher's job is to help people learn. Teachers teach different skills like reading, writing and math. A teacher works in a school.</p> 	<h3>Dentist</h3> <p>Dentist help people take care of their teeth. They clean and check teeth and help keep them healthy and strong.</p> 
<h3>Firefighter</h3> <p>Firefighters work hard to put out fires. They are always ready help anyone in the community. Their job can be dangerous so they wear special gear to stay safe.</p> 	<h3>Police Officer</h3> <p>A police officer protects us and keeps people in the community safe. They make sure that people follow the rules.</p> 	

MY DREAM JOB

When I grow up, I want to be a:

Draw your dream job.

