



Colegio  
**San Bernardo**  
INICIAL Y PRIMARIA

*Educamos para la excelencia*

# **CUADERNILLO ACTIVIDADES**



## **2º GRADO**

**MY NAME IS.....**

Teacher: Ma. Belén Oviedo

# **AÑO: 2025**

## DEAR FAMILY: (Querida familia)

### COMPARTO CON USTEDES ALGUNOS DETALLES A TENER EN CUENTA:

Profesora: María Belén Oviedo

Es primordial que el alumno cuente con su material de clase (cuadernillo) **TODAS** las clases.

- Si el alumno no asiste a la clase de inglés por algún motivo (problemas de salud o situación particular), deberá pedir a sus compañeros el número de página que se trabajó ese día para poder completarlo y no atrasarse.
- Trabajamos de forma ORAL y ESCRITA.
- **MODOS DE EVALUACION:** El aprendizaje y evaluación de los alumnos es un PROCESO y como tal, el comportamiento y participación de los alumnos durante la clase de Inglés se tendrá en cuenta para su calificación final. Las evaluaciones serán **ESCRITAS u ORALES** avisando con una semana de antelación los temas a evaluar. En caso de inasistencia a la evaluación será evaluado a la clase siguiente, debiendo justificar por escrito la inasistencia.
- **CRITERIOS DE ACREDITACION QUE SE TOMARAN EN CUENTA PARA LA NOTA TRIMESTRAL**
  - Trabajo en clase
  - Cumplimiento con el material de clase y actividades solicitadas
  - Respeto a las consignas
  - Respeto a la docente y a sus compañeros, comunicándose de manera cordial.
  - Cumplimiento de las tareas asignadas tanto en clase como extraescolares.
  - Calificaciones de evaluaciones escritas y/u orales.

.....  
Prof. Ma. Belén Oviedo

.....  
Alumno/a

.....  
Padre/ Madre/Tutor

# INDEX

**ORGANIZACIÓN DE UNIDADES:** les comparto a continuación la forma en que vamos a trabajar durante el año para que tengan conocimiento de los contenidos que se trabajaran durante el presente ciclo lectivo.

★ **UNIT 1: NUMBERS 1 TO 10!**

★ **UNIT 2: SCHOOL SUPPLIES**

★ **UNIT 3: MY TOYS**

★ **UNIT 4: FARM ANIMALS**



TODAY IS .....

I'M



HAPPY



SAD



ANGRY



SLEEPY



HUNGRY

# CLASSROOM LANGUAGE



TODAY IS .....

I'M



HAPPY



SAD



ANGRY



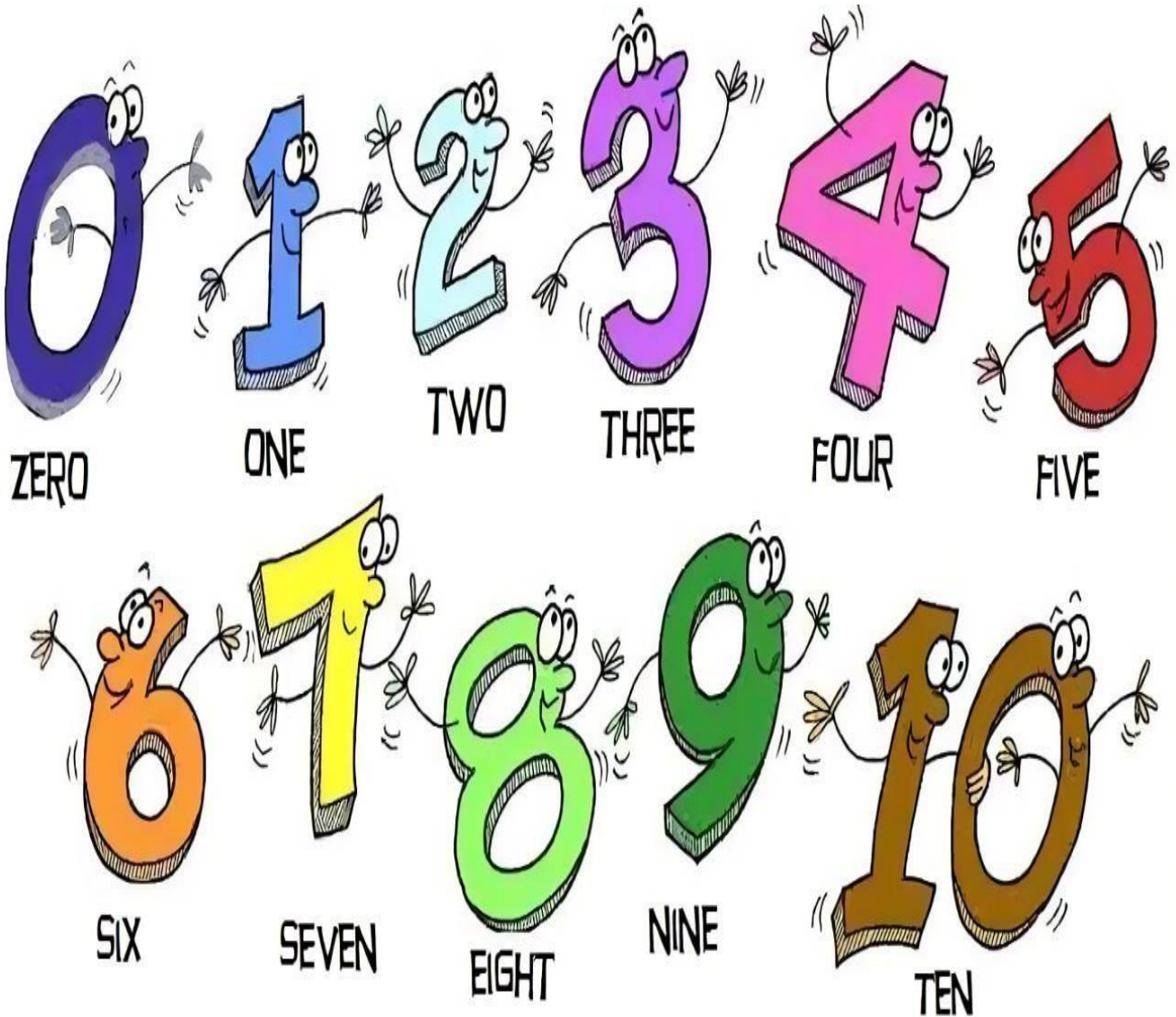
SLEEPY



HUNGRY

# UNIT 1: NUMBERS


1. LISTEN AND REPEAT.



2. LISTEN AND WRITE THE NUMBER.

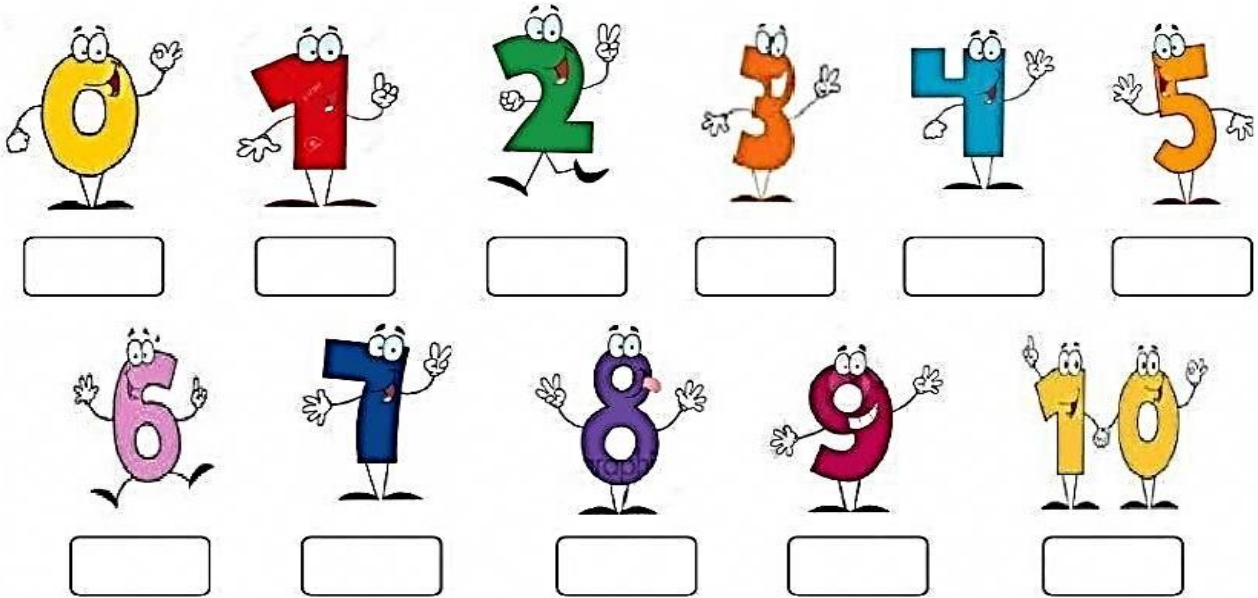
--	--	--	--	--

3. COMPLETE.



1. COMPLETE.

SEVEN   ZERO   SIX   FOUR   NINE   THREE  
TWO   FIVE   ONE   TEN   EIGHT



2. WRITE THE NUMBERS.

EIGHT	<input type="text"/>	TWO	<input type="text"/>
FIVE	<input type="text"/>	ZERO	<input type="text"/>
THREE	<input type="text"/>	SEVEN	<input type="text"/>
ONE	<input type="text"/>	FOUR	<input type="text"/>
SIX	<input type="text"/>	NINE	<input type="text"/>

TODAY IS .....

I'M



HAPPY



SAD



ANGRY



SLEEPY



HUNGRY

3. WRITE THE MISSING LETTERS.




F \_ \_ E



S \_ \_




F \_ U \_



T \_ R \_ E



S \_ V \_ N



Z \_ R \_



O \_ \_



N \_ N \_



T \_ \_




E \_ \_ H \_



T \_ \_



1. COUNT.



2. COUNT AND CIRCLE.

	TEN SEVEN THREE		ONE FOUR SIX
	TEN EIGHT FIVE		SEVEN ONE NINE
	ONE THREE NINE		TWO SEVEN FIVE
	TEN SEVEN SIX		EIGHT SEVEN FOUR
	FOUR THREE EIGHT		ONE TWO THREE

TODAY IS .....

I'M



HAPPY



SAD



ANGRY



SLEEPY




HUNGRY


1. COLOUR.

4	
7	
1	
5	
10	

2. READ AND DRAW.




FOUR




THREE




TWO



TEN




FIVE



SIX

3. COUNT AND WRITE THE NUMBER.

# How many .....



1) HOW MANY DOGS? 

---

2) HOW MANY CATS? 

---

3) HOW MANY FISH? 

---

4) HOW MANY BIRDS? 

---

5) HOW MANY FLOWERS? 

---

TODAY IS .....

I'M



HAPPY



SAD



ANGRY




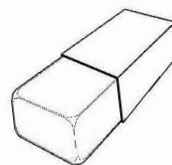
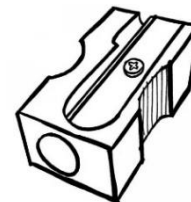
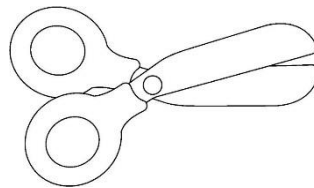

SLEEPY



HUNGRY

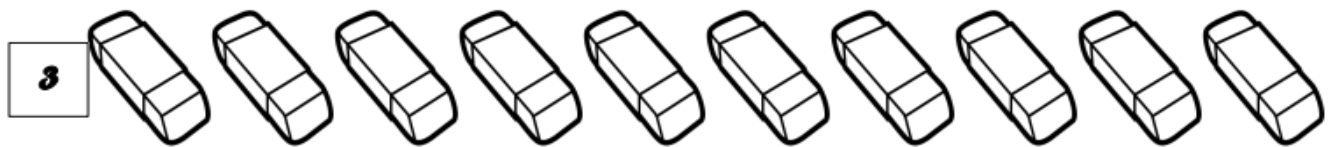
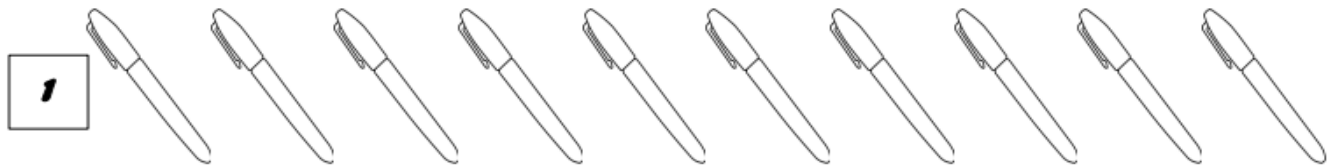
# UNIT 2: SCHOOL SUPPLIES

1. LISTEN AND POINT.



2. LET'S PLAY "SIMON SAYS".

1. LISTEN AND CIRCLE.



2. COLOR WHAT YOU HAVE IN YOUR PENCILCASE. THEN, SAY.



TODAY IS .....

I'M



HAPPY



SAD



ANGRY






SLEEPY



HUNGRY

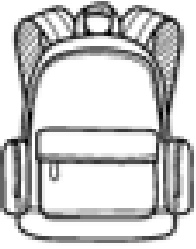







1. LISTEN AND MATCH. THEN, COLOR.

				
RULER	BOOK	ERASER	SCHOOLBAG	PENCIL



1	2	3	4	5
---	---	---	---	---

2. LISTEN AND NUMBER THE SCHOOL SUPPLIES. THEN SAY.

			
<input type="text"/>	<input type="text"/>	<input type="text"/>	<input type="text"/>
			
<input type="text"/>	<input type="text"/>	<input type="text"/>	<input type="text"/>

TODAY IS .....

I'M



HAPPY



SAD



ANGRY



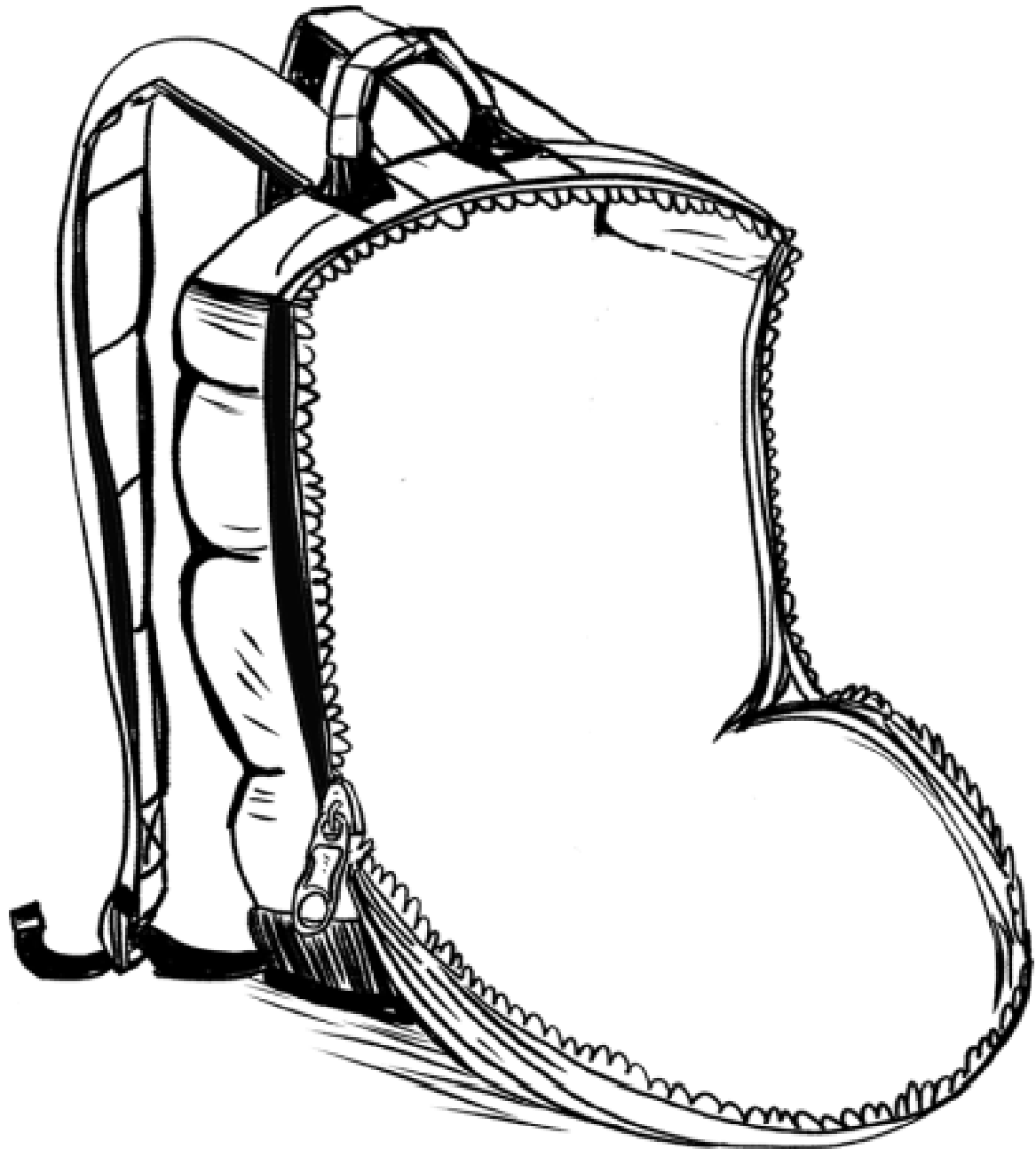
SLEEPY



HUNGRY

### WHAT 'S IN YOUR SCHOOLBAG?

1. DRAW AND SAY.



TODAY IS .....

I'M



HAPPY



SAD



ANGRY



SLEEPY



HUNGRY

# UNIT 3: MY TOYS



TEDDY BEAR



TRAIN



BIKE



BALL



CAR




DOLL



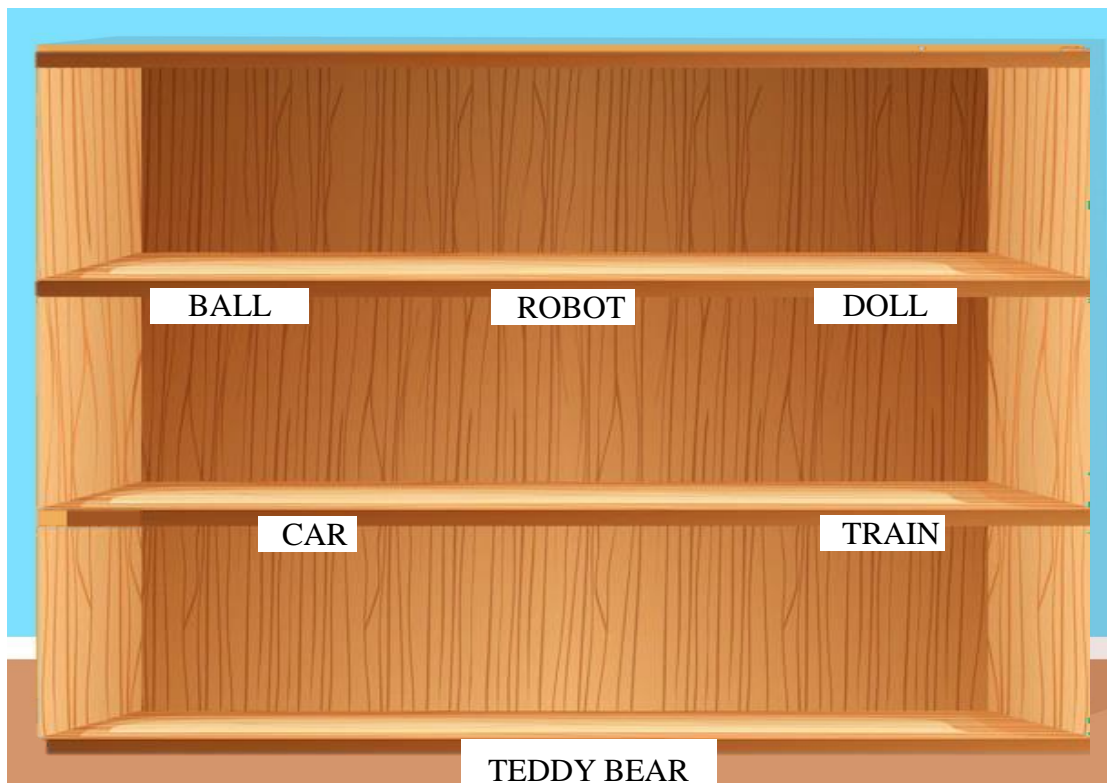
ROBOT

Activar Windows

1. LISTEN AND SAY.



2. FIND AND STICK.



3. POINT AND SAY.

4. LOOK AND TICK.



A BALL

A BIKE

A CAR


A DOLL

A ROBOT

A TRAIN

A TEDDY BEAR

5. CIRCLE 6 DIFFERENCES.



TODAY IS .....

I'M



HAPPY



SAD



ANGRY




SLEEPY

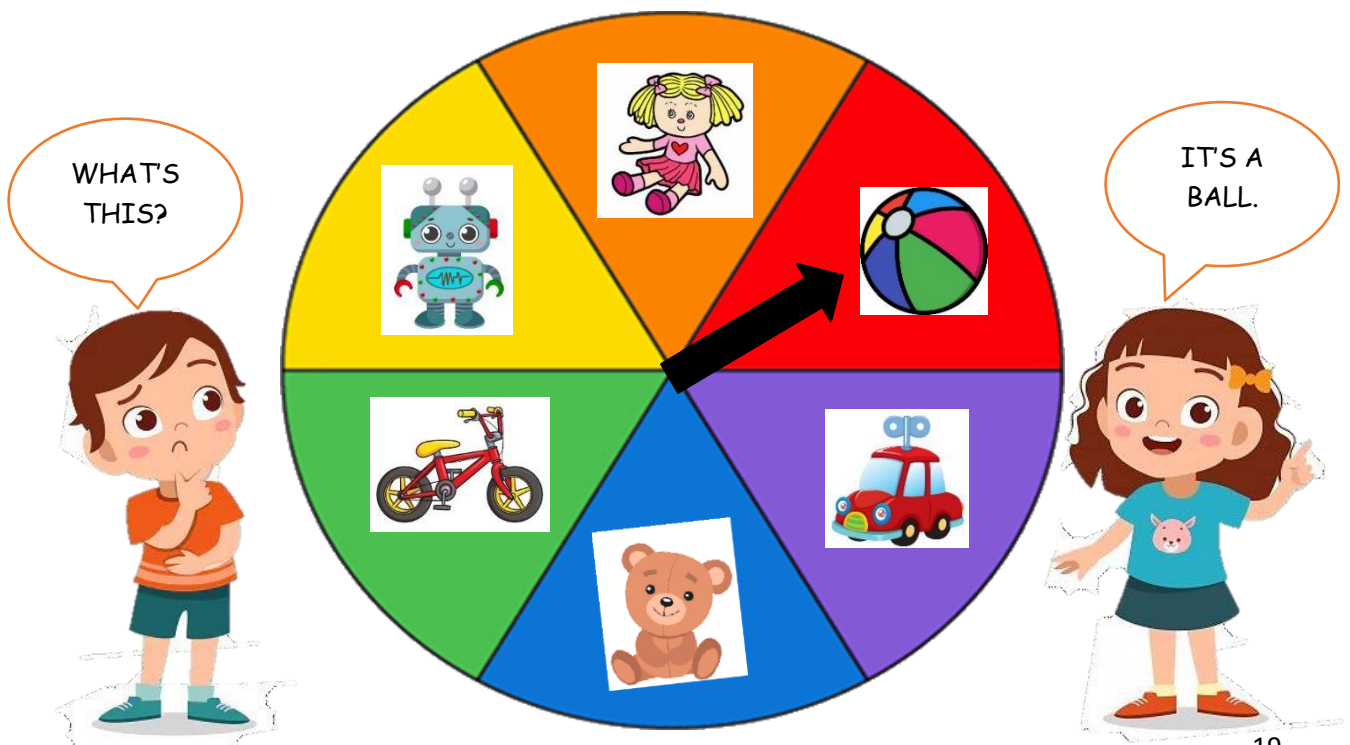


HUNGRY

1. LEARN.



2. PLAY.



3. READ AND MATCH.

WHAT'S THIS?

1.




IT'S A ROBOT.

2.




IT'S A CAR.

3.



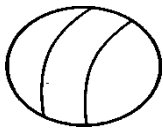
IT'S A TEDDY BEAR.

4.



IT'S A BALL.

5.



IT'S A BIKE.

6.



IT'S A DOLL.

7.




IT'S A TRAIN.

1. LISTEN AND CIRCLE.

1



2



3



2. READ. THEN WRITE.


IT'S A ROBOT.    IT'S A BALL.    IT'S A TRAIN.    IT'S A BIKE.



a. IT'S A DOLL. \_\_\_\_\_



b. \_\_\_\_\_



c. \_\_\_\_\_



d. \_\_\_\_\_



e. \_\_\_\_\_

TODAY IS .....

I'M



HAPPY



SAD



ANGRY

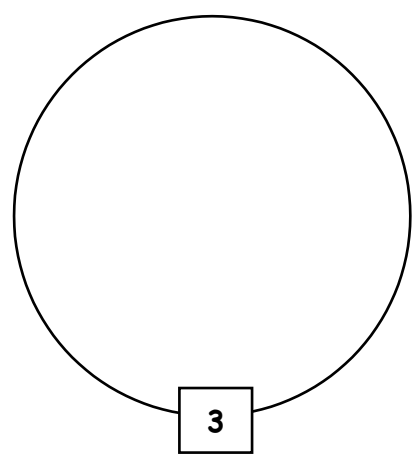
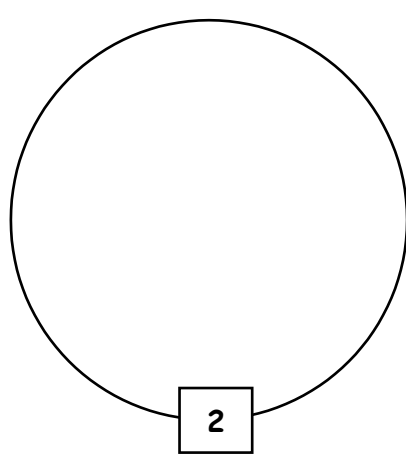
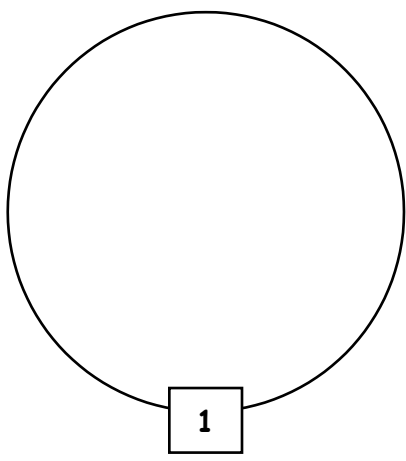


SLEEPY




HUNGRY

1. LISTEN AND DRAW THE TOY.



2. READ AND DRAW.


a) IT'S A CAR. IT'S BLUE.



b) IT'S A TEDDY BEAR. IT'S YELLOW.



c) IT'S A BIKE. IT'S RED.



TODAY IS .....

I'M



HAPPY



SAD



ANGRY











SLEEPY











HUNGRY





1. LISTEN AND CIRCLE.





1    





2    

3    

4    

5    

6    

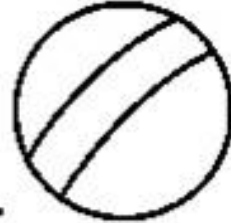
7    

2. COMPLETE.

DOLL CAR BALL TEDDY BEAR BIKE ROBOT

1. WHAT'S THIS?

IT'S A \_\_\_\_\_



2. WHAT'S THIS?

IT'S A \_\_\_\_\_



3. WHAT'S THIS?

IT'S A \_\_\_\_\_




4. WHAT'S THIS?

IT'S A \_\_\_\_\_



5. WHAT'S THIS?

IT'S A \_\_\_\_\_



6. WHAT'S THIS?

IT'S A \_\_\_\_\_





MY FAVOURITE TOY

TODAY IS .....

I'M



HAPPY



SAD



ANGRY



SLEEPY




HUNGRY


# UNIT 4: FARM ANIMALS



1. FIND THE WAY.



2. MATCH.



SHEEP



CHICKEN



PIG



GOAT



COW



DUCK



HORSE

TODAY IS .....

I'M



HAPPY



SAD



ANGRY



SLEEPY



HUNGRY

1. READ. THEN WRITE.

YES, IT IS.

NO, IT ISN'T



a. IS IT A DUCK?

\_\_\_\_\_



b. IS IT A SHEEP?

\_\_\_\_\_



c. IS IT A PIG?

\_\_\_\_\_



d. IS IT A CHICKEN?

\_\_\_\_\_

2. READ AND CIRCLE.

a. IS IT A COW?



YES, IT IS.

NO, IT ISN'T

b. IS IT A GOAT?



YES, IT IS.

NO, IT ISN'T



c. IS IT A HORSE?

YES, IT IS.

NO, IT ISN'T





d. IS IT A DUCK?

YES, IT IS.

NO, IT ISN'T

3. FIND SIX DIFFERENCES.



TODAY IS .....

I'M



HAPPY



SAD



ANGRY



SLEEPY



HUNGRY

OK AND WRITE.

YES, IT IS.

NO, IT ISN'T



1) IS IT A COW? \_\_\_\_\_



2) IS IT A PIG? \_\_\_\_\_



3) IS IT A DUCK? \_\_\_\_\_



4) IS IT A GOAT? \_\_\_\_\_



5) IS IT A CHICKEN? \_\_\_\_\_




6) IS IT A PIG? \_\_\_\_\_


















7) IS IT A HORSE? \_\_\_\_\_

1. LISTEN AND COLOUR.




2. LOOK AND TICK.



<b>PIG</b>			
<b>CHICKEN</b>			
<b>HORSE</b>			
<b>COW</b>			
<b>DUCK</b>			





# Farm Animals

Count and graph the farm animals.



How many?



# STICKERS

