



Colegio  
**San Bernardo**  
INICIAL Y PRIMARIA

*Educamos para la excelencia*

# ENGLISH

## MY NAME IS

.....



TEACHER: *Ma. Belén Oviedo*



## DEAR FAMILY: (Querida familia)

### COMPARTO CON USTEDES ALGUNOS DETALLES PARA TENER EN CUENTA:

Profesora: María Belén Oviedo

Es primordial que el alumno cuente con su material de clase (cuadernillo)

**TODAS** las clases.

- Si el alumno no asiste a la clase de inglés por algún motivo (problemas de salud o situación particular), deberá pedir a sus compañeros el número de página que se trabajó ese día para poder completarlo y no atrasarse.
- Trabajamos de forma ORAL y ESCRITA.
- **MODOS DE EVALUACION:** El aprendizaje y evaluación de los alumnos es un PROCESO y como tal, el comportamiento y participación de los alumnos durante la clase de Inglés se tendrá en cuenta para su calificación final. Las evaluaciones serán **ESCRITAS u ORALES** avisando con una semana de antelación los temas a evaluar. En caso de inasistencia a la evaluación será evaluado a la clase siguiente, debiendo justificar por escrito la inasistencia.
- **CRITERIOS DE ACREDITACION QUE SE TOMARAN EN CUENTA PARA LA NOTA TRIMESTRAL**
  - Trabajo en clase
  - Cumplimiento con el material de clase y actividades solicitadas
  - Respeto a las consignas
  - Respeto a la docente y a sus compañeros, comunicándose de manera cordial.
  - Cumplimiento de las tareas asignadas tanto en clase como extraescolares.
  - Calificaciones de evaluaciones escritas y/u orales.

.....  
Prof. Ma. Belén Oviedo

.....  
Alumno/a

.....  
Padre/ Madre/Tutor

# INDEX



★ UNIT 1: MY HOUSE

★ UNIT 2: HOW MANY?

★ UNIT 3: THE SUN

AND THE WIN

★ UNIT 4: I LOVE FOOD!


★ UNIT 5: MY BODY!

# UNIT 1: MY HOUSE

LABEL THE PARTS OF THE HOUSE

**BATHROOM**

**BEDROOM**

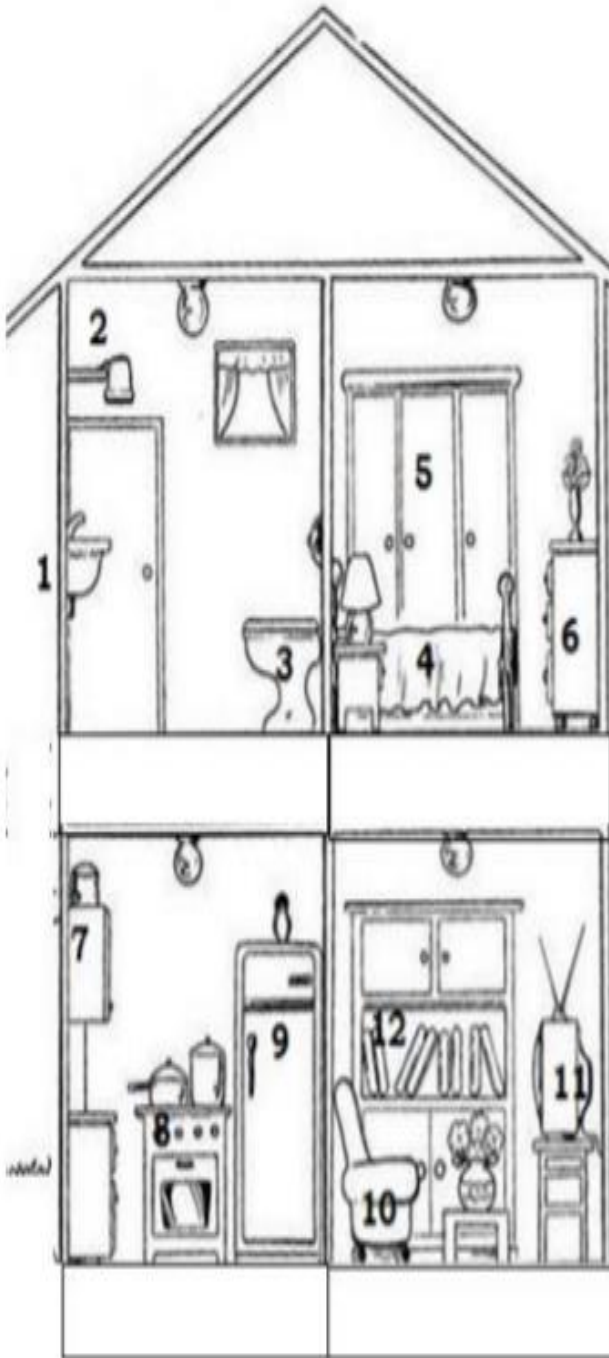


**LIVING ROOM**

**KITCHEN**

# FURNITURE

1.- WRITE THE ITEMS OF FURNITURE IN THE RIGHT ROOM.



KITCHEN	BEDROOM
_____	_____
_____	_____
_____	_____
_____	_____
BATHROOM	LIVING ROOM
_____	_____
_____	_____
_____	_____
_____	_____

**2- LOOK AT THE PICTURE AGAIN AND CHOOSE A, B OR C.**



a. The bed is in the \_\_\_\_\_ a-bathroom b-sitting room c- bedroom

b. The television is in the \_\_\_\_\_ a-kitchen b- sitting room c-bedroom

c. The bath is in the \_\_\_\_\_ a-bathroom b-kitchen c-sitting room

d. The \_\_\_\_\_ is in the kitchen. a-sofa b-fridge c-television

e. The \_\_\_\_\_ is in the sitting room. a-chair b-table c- sofa

### 3-- WRITE THE PARTS OF THE HOUSE.




### 4- COMPLETE THE SENTENCES WITH THE FOLLOWING WORDS:

STOVE-BED-COUCH-SOWER

**THERE IS = SINGULAR**  
**THERE ARE = PLURAL**

- 1 There's a \_\_\_\_\_ in the kitchen.
- 2 There's a \_\_\_\_\_ in the bedroom.
- 3 There's a \_\_\_\_\_ in the living room.
- 4 There's a \_\_\_\_\_ in the bathroom.

### 5)-COMPLETE WITH (T) TRUE OR (F) FALSE.



- 1 There's a dog in the yard.
- 2 There are three bedrooms.
- 3 There are two bathrooms.
- 4 There's a bike in the yard.
- 5 There are two refrigerators in the kitchen.

# UNIT 2: HOW MANY?

## 1-LET'S RAP!

<https://www.youtube.com/watch?v=N2NnMq-PxNk&t=32s>

1 one	2 two	3 three	4 four
5 five	6 six	7 seven	8 eight
9 nine	10 ten	11 eleven	12 twelve
13 thirteen	14 fourteen	15 fifteen	16 sixteen
17 seventeen	18 eighteen	19 nineteen	20 twenty


## 2-COLOUR THE NUMBERS

- ELEVEN IS BLUE
- FOURTEEN IS GREEN
- SIXTEEN IS YELLOW
- EIGHTEEN IS PURPLE
- TWELVE IS PINK
- TWENTY IS ORANGE

## 3 -BEFORE AND AFTER

TEN	ELEVEN 11	TWELVE
	FOUR	
	SEVENTEEN	
	FIFTEEN	
	THIRTEEN	
	SEVEN	
	TWO	

## 4-READ AND MATCH



## 5-COUNT AND WRITE

1   = fourteen queens  
eleven queens + three queens =

2   = \_\_\_\_\_  
seven crowns + five crowns =

3   = \_\_\_\_\_  
six castles + five castles =

4   = \_\_\_\_\_  
ten princes + six princes =

5   = \_\_\_\_\_  
twelve thrones + seven thrones =

# NUMBERS

Look and match.

9

13

4

11

20

1

10

12

7

2

14

18

6

17

8

3

15

19

5

16

twelve

three

sixteen

eighteen

four

nine

twenty

fifteen

eleven

one

fourteen

eight

two

seventeen

seven

five

ten

thirteen

nineteen

six

# UNIT 3: "THE SUN AND THE WIND"

## 1. VOCABULARY.



## 2. READ AND CIRCLE.

<p>1</p>  <p>I'm wearing <u>shorts</u> / a shirt.</p>	<p>2</p>  <p>I'm wearing a jacket / <u>scarf</u>.</p>	<p>3</p>  <p>I'm wearing a hat / <u>tracksuit</u>.</p>	<p>4</p>  <p>I'm wearing <u>gloves</u> / pants.</p>
<p>5</p>  <p>I'm wearing <u>jeans</u> / trainers.</p>	<p>6</p>  <p>I'm wearing a T-shirt / <u>jumper</u>.</p>	<p>7</p>  <p>I'm wearing socks / <u>boots</u>.</p>	<p>8</p>  <p>I'm wearing a <u>cap</u> / vest.</p>

### **3-LISTEN TO THE STORY!**

<https://www.youtube.com/watch?v=0GGvRtuxgIM>



#### **4. ANSWER THE QUESTIONS.**

<b>A- ¿QUÉ ROPA DE INVIERNO VISTE EN LA HISTORIA?</b>	
<b>B- ¿QUÉ ROPA DE VERANO VISTE EN LA HISTORIA?</b>	
<b>C- ¿QUÉ CLIMAS SE MENCIONAN EN LA HISTORIA?</b>	
<b>D- ¿QUIÉN GANÓ, EL SOL O EL VIENTO?</b>	
<b>E- ¿TE GUSTÓ LA HISTORIA?</b>	

#### **DRAW THE CLOTHES.**




Sunny



Windy

--	--

**5. FIND AND WRITE.**



1		2	
	shorts		_____
3		4	
	_____		_____
5		6	
	_____		_____
7		8	
	_____		_____

**6 WRITE.**


1		5	
2		6	
3		7	
4		8	

	1	2					
3	t						
	r					4	
	a	5					
	i				6		
	n						
	e	7					
	r						
8	o						

**7 -DRAW YOUR FAVOURITE CLOTHES**

# UNIT 4: I LOVE FOOD!



Food, food,  
I love food!

I love ham,  
I love chicken,  
Yummy, yummy, yummy, yummy,  
Yummy, yummy, yummy in my tummy!


I love cheese,  
I love bacon,  
Yummy, yummy, yummy, yummy,  
Yummy, yummy, yummy in my tummy!



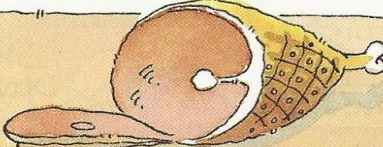
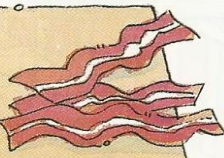




I love bread,  
I love lettuce,  
Yummy, yummy, yummy, yummy,  
Yummy, yummy, yummy in my tummy!  
But I hate tomatoes! Yuk! Yuk!




87-88

Listen, point and repeat.



 eggs	 chicken	 ham	 bacon
 lettuce	 tomatoes	 bread	 cheese

1. VOCABULARY.



2. LISTEN TO THE SONG "LET'S MAKE LUNCH". THEN, LOOK AND CIRCLE.

<https://www.youtube.com/watch?v=yw9Aek901fs>

1



ice cream      pizza

2



soup      tomatoes

3



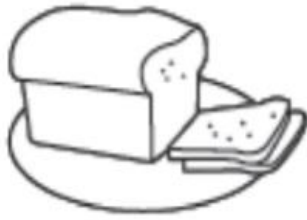
ham      tomatoes

4



water      pizza

5



bread      soup

6



water      cheese

7



ice cream      ham


8



cheese      bread

## 3-STORY! "THE CITY MOUSE AND THE COUNTRY MOUSE"


<https://www.youtube.com/watch?v=3XTU-jB83zc>



**4. ANSWER THE QUESTIONS.**









<b>A. ¿QUÉ LE GUSTABA COMER A MOLLY?</b>	
<b>B. ¿QUÉ LE GUSTABA COMER A MARCO?</b>	
<b>C. ¿CUÁL ERA LA DIFERENCIA ENTRE EL CAMPO Y LA CIUDAD?</b>	
<b>D. AL FINAL DE LA HISTORIA, ¿POR QUÉ MOLLY REGRESA AL CAMPO?</b>	

**5. DRAW AND COMPLETE.**












city    country

6. READ AND CIRCLE.

<p>1</p>  <p>I like ham / chicken.</p>	<p>2</p>  <p>I like cherries / cheese.</p>	<p>3</p>  <p>I like tomatoes / potatoes.</p>	<p>4</p>  <p>I like plums / pizza.</p>
<p>5</p>  <p>I like water / watermelon.</p>	<p>6</p>  <p>I like apples / ice cream.</p>	<p>7</p>  <p>I like bread / bananas.</p>	<p>8</p>  <p>I like soup / salad.</p>

8. CIRCLE AND WRITE.

<p>1</p> <p>micecreamear</p> 	<p>2</p> <p>pousoupous</p> 	<p>3</p> <p>matomatoesom</p> 	<p>4</p> <p>azippizzapazzi</p> 
<p>5</p> <p>reabedabread</p> 	<p>6</p> <p>tratwateraw</p> 	<p>7</p> <p>mahahamma</p> 	<p>8</p> <p>seecheeseesech</p> 



**I LIKE**



**I DON'T LIKE**

**9. MATCH AND WRITE "I LIKE" OR "I DON'T LIKE"**

1



bread.

2




ice cream.

3



soup.

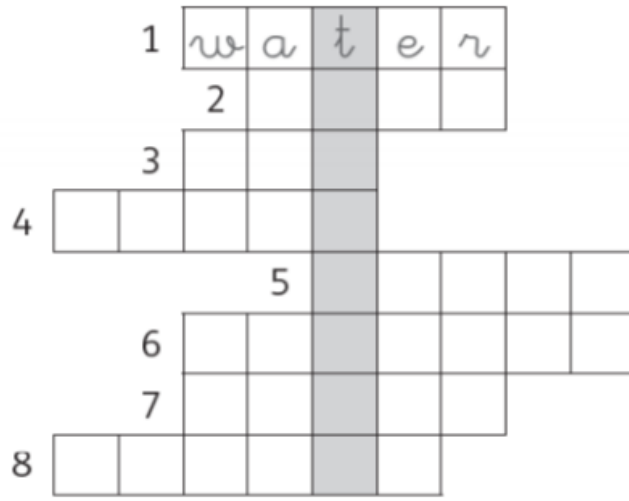
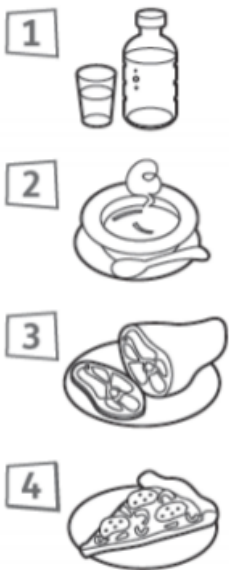
4



water.

11. LOOK AND WRITE. FIND, WRITE AND DRAW THE HIDDEN WORD.

pizza water cheese flowers soup cheese bread trees



The hidden word is: t\_\_\_\_\_


12. READ AND WRITE THE NAMES.

Anna	Daniel	Will	Lauren

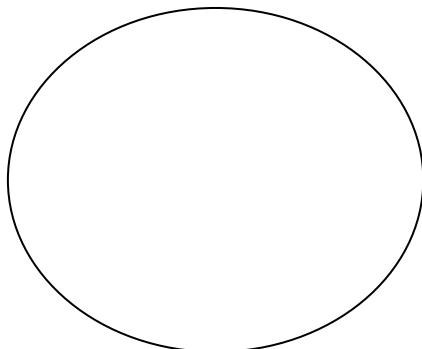
- 1 I like chocolate cake and soup. I don't like tomatoes or apples. Will
- 2 I like pineapple and bananas. I don't like chicken or ham. \_\_\_\_\_
- 3 I like chicken and ice cream. I don't like cheese or salad. \_\_\_\_\_
- 4 I like ice cream and bananas. I don't like soup or pineapple. \_\_\_\_\_

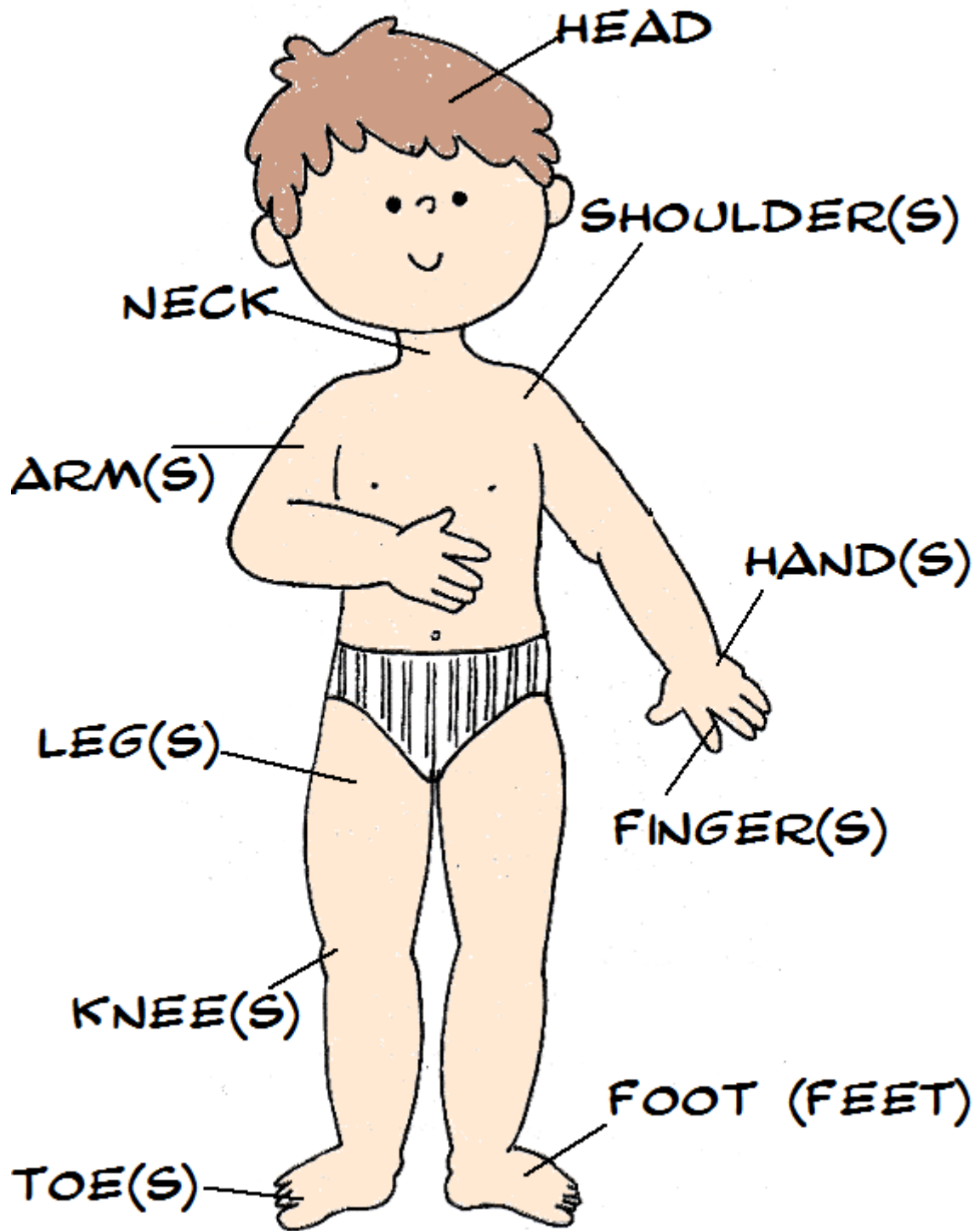
# UNIT 5: MY BODY!

## PARTS OF THE FACE



**DRAW YOUR FACE AND LABEL EACH PART**

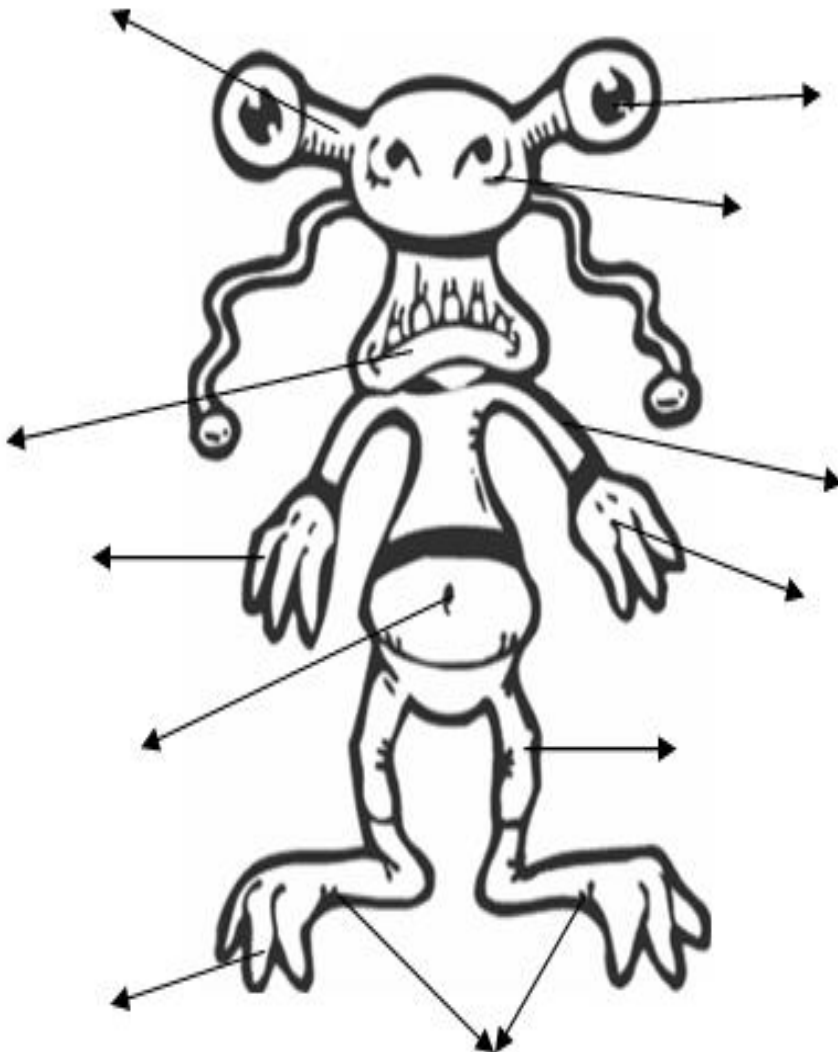




# IT'S A MONSTER!

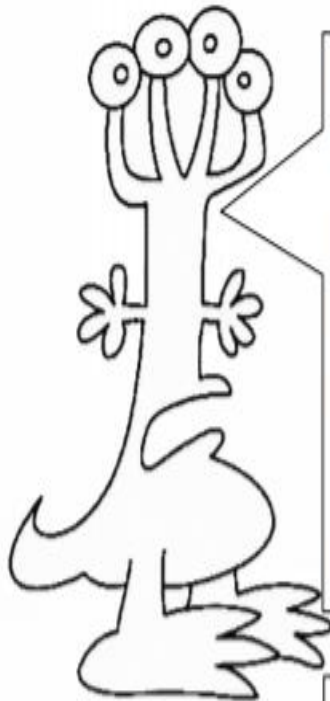
**1. LABEL THE PARTS OF THE BODY. THEN  
READ AND COLOUR THE MONSTER.**

BODY- HANDS- ARMS- FINGERS- LEGS- FEET- HEAD- TOES- EYES-  
NOSE- MOUTH-



**LEARN!**

- ★ **I'VE GOT....(YO TENGO)**
- ★ **IT/HE HAS GOT (TIENE)**

**ALIENS FROM OUTER SPACE****2-- READ ABOUT THE ALIENS AND COLOUR**

I'M SPOOKY. I HAVE GOT THREE GREEN EYES, TWO RED HANDS, TWO BLUE FEET, A YELLOW TALE AND A BROWN BODY.


I'M SPARKY. I HAVE GOT TWO ORANGE EYES, TWO YELLOW TEETH, TWO RED ARMS AND HANDS, TWO BLUE LEGS AND A GREEN BODY.



I'M UGLY. I HAVE GOT TWO ORANGE ANTENNAS, FOUR YELLOW ARMS AND HANDS, A GREEN BODY, ONE BLACK EYE AND TWO BROWN FEET.



**3-Read the sentences and paint the monster.**



IT HAS GOT TWO RED ARMS.  
IT HAS GOT TWO YELLOW LEGS.  
IT HAS GOT THREE GREEN EYES.  
IT HAS GOT ONE BLUE NOSE.  
IT HAS GOT A BROWN FACE.  
IT HAS GOT TWO PINK EARS.  
IT HAS GOT A PURPLE BODY.

**4-ANSWER THE MONSTER.**

- HAS IT GOT BIG EARS? .....
- HAS IT GOT ONE EYE? .....
- HAS IT GOT THREE ARMS? .....
- HAS IT GOT TWO LEGS? .....
- HAS IT GOT BIG MOUTH? .....



**5- DRAW A MONSTER AND DESCRIBE IT**



IT HAS GOT .....  
.....  
.....