

Colegio  
**San Bernardo**  
INICIAL Y PRIMARIA

*Educamos para la excelencia*

# ENGLISH

## CUADERNILLO DE ACTIVIDADES

STUDENT: .....

**5º GRADO**

TEACHER: MA. BELEN OVIEDO

**2025**



## DEAR FAMILY: (Querida familia)

### COMPARTO CON USTEDES ALGUNOS DETALLES A TENER EN CUENTA:

Profesora: María Belén Oviedo

- Es primordial que el alumno cuente con su material de clase (cuaderno y cuadernillo) **TODAS** las clases.
- Si el alumno no asiste a la clase de inglés por algún motivo (problemas de salud o situación particular), deberá pedir a sus compañeros el número de página que se trabajó ese día para poder completarlo y no atrasarse.
- Trabajamos de forma ORAL y ESCRITA.
- **MODOS DE EVALUACION:** El aprendizaje y evaluación de los alumnos es un PROCESO y como tal, el comportamiento y participación de los alumnos durante la clase de Inglés se tendrá en cuenta para su calificación final. Las evaluaciones serán **ESCRITAS u ORALES** avisando con una semana de antelación los temas a evaluar. En caso de inasistencia a la evaluación será evaluado a la clase siguiente, debiendo justificar por escrito la inasistencia.
- **CRITERIOS DE ACREDITACION QUE SE TOMARAN EN CUENTA PARA LA NOTA TRIMESTRAL**
  - Trabajo en clase
  - Cumplimiento con el material de clase y actividades solicitadas
  - Respeto a las consignas
  - Respeto a la docente y a sus compañeros, comunicándose de manera cordial.
  - Cumplimiento de las tareas asignadas tanto en clase como extraescolares.
  - Calificaciones de evaluaciones escritas y/u orales.

.....  
Prof. Ma. Belén Oviedo

.....  
Alumno/a

.....  
Padre/ Madre/Tutor

# INDEX

**ORGANIZACIÓN DE UNIDADES:** les comparto a continuación la forma en que vamos a trabajar durante el año para que tengan conocimiento de los contenidos que se trabajaran durante el presente ciclo lectivo.

**\* UNIT 1: ABOUT ME!!- CLASSROOM**

**LANGUAGE AND INSTRUCTIONS**

**\* UNIT 2: COUNTRIES AND**

**NATIONALITIES!**

**\* UNIT 3: WHAT'S THE TIME?**

**DAILY ACTIVITIES- MY ROUTINE**

**\* UNIT 4: PERSONAL PRONOUNS**

# UNIT 1: ABOUT ME!!- CLASSROOM LANGUAGE AND INSTRUCTIONS

## All About Me

My first name is \_\_\_\_\_

My last name is \_\_\_\_\_



My birthday is on:  
\_\_\_\_\_

I am a:   
girl   
boy

I am \_\_\_\_\_ years old.



My mummy's name is \_\_\_\_\_.

My daddy's name is \_\_\_\_\_.

My telephone number is:  
\_\_\_\_\_



I live  
\_\_\_\_\_



The name of my school is:  
\_\_\_\_\_



My favourite colour is:  
\_\_\_\_\_

My favourite food is:  
\_\_\_\_\_





## WRITING: INTRODUCTION

Hello,  
My name is Miriam.  
I am nine years old.  
I am from Canada.  
My favorite color is green.  
I like pizza and ice cream.  
My favorite sport is volleyball.







# CLASSROOM INSTRUCTIONS

	<input type="text"/>	<b>Read</b>
	<input type="text"/>	<b>Look</b>
	<input type="text"/>	<b>Write</b>
	<input type="text"/>	<b>Listen</b>
	<input type="text"/>	<b>Stick</b>
	<input type="text"/>	<b>Draw</b>
	<input type="text"/>	<b>Color</b>
	<input type="text"/>	<b>Cut</b>



# CLASSROOM LANGUAGE

	Sit down	
<input type="text"/>	May I go to rubbish?	<input type="text"/>
	Have you finished?	
<input type="text"/>	Open your book	<input type="text"/>
	Be quiet	
<input type="text"/>	Listen to your teacher	<input type="text"/>
	May I go to toilet?	
<input type="text"/>	Stand up	<input type="text"/>
	Close your book	
<input type="text"/>	Raise your hand to speak	<input type="text"/>

CHOOSE

OPEN THE BOOK	STAND UP	TAKE OUT THE NOTEBOOK
SILENCE	PAY ATTENTION	TAKE OUT THE GLUE
SIT DOWN	SIT DOWN	SILENCE
CLOSE THE BOOK	TAKE OUT THE PENCIL	OPEN THE BOOK

LOOK, READ AND CHOOSE

	Can you help me? <input checked="" type="checkbox"/>		Listen <input type="checkbox"/>
	Raise your hand <input type="checkbox"/>		Repeat <input type="checkbox"/>
	Close your book <input type="checkbox"/>		Stand up <input type="checkbox"/>
	Open your book <input type="checkbox"/>		Sit down <input type="checkbox"/>
	Listen <input type="checkbox"/>		Can I have a crayon? <input type="checkbox"/>
	Repeat <input type="checkbox"/>		Can I have glue? <input type="checkbox"/>
	Can I have scissors? <input type="checkbox"/>		Close your book <input type="checkbox"/>
	Can I have my bag? <input type="checkbox"/>		Open your book <input type="checkbox"/>

# UNIT 2: COUNTRIES AND NATIONALITIES!

## AGE AND NATIONALITY

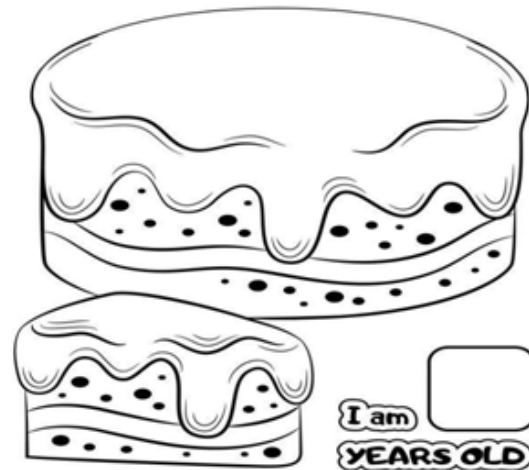
### COLOUR AND WRITE

1 5 3 6  
7 2 4 8

I am \_\_\_\_\_  
years old.

How old are you?  
\_\_\_\_\_

### DRAW AND COLOUR



### COLOUR AND WRITE



WHERE ARE YOU FROM?

I'M FROM.....

DRAW YOUR FLAG

## PLACE OF RESIDENCE

## WHERE DO YOU LIVE?



COMPLETE

I LIVE IN .....

I LIVE IN .....

READ AND WRITE (LEER Y ESCRIBIR)

*MY NAME IS ALICE. MY SURNAME IS SMITH.  
I AM 5 YEARS OLD. I AM ENGLISH, I AM  
FROM ENGLAND. I LIVE IN MANCHESTER,  
LONDON.*



## LET'S LEARN MORE !

**WHERE ARE YOU FROM?** ¿De dónde eres?  
**I am from ARGENTINA** (Yo soy de Argentina)

Hoy trabajaremos con países alrededor del mundo ¡A prestar mucha atención!


<https://www.youtube.com/watch?v=0vY2sf2jty4>

1- Luego de observar el video elige **UNO** de estos países y realiza la bandera de ese país en tu cuaderno. Realiza una breve descripción de la misma. Te dejo mi ejemplo continuación.



**ARGENTINA. THIS IS ARGENTINA'S FLAG. IT IS LIGHT BLUE AND WHITE.**

**(No puedes usar Argentina)**



- 2- Usando el video completa el cuadro con las nacionalidades o países correspondientes. Investiga los que están en el cuadro pero no aparecen en el video. Te dejo un video extra de ayuda.

<https://www.youtube.com/watch?v=0n2XsT8NT28>

COUNTRIES	NATIONALITIES
BRAZIL	
	PORTUGUESE
ITALY	
AUSTRALIA	
	BRITISH
USA	
JAPAN	
	CHINESE
MEXICO	
	ARGENTINIAN

**NOW LEARN MORE!! (¡Aprendé más!)**

**Where ... from?**


*¿De qué país eres tú?*

**Where are you from?**

**I'm from Mexico.**

**Yo soy de México**

¿Cuál es tu  
NACIONALIDAD?



Yo soy mexicano

EN INGLES PAÍSES Y NACIONALIDADES SE ESCRIBEN AMBOS CON  
MAYÚSCULA. USAMOS EL VERBO TO BE PARA AMBOS

**I AM FROM MEXICO**

**I AM MEXICAN**

1- **Complete the sentences. Use the words from the box.**  
(Completa las oraciones. Usa las palabras de la caja)

AM- ENGLISH-FROM-BRAZILIAN-AM- FRENCH- FROM

1 My name's Katrina. I'm from England. I'm \_\_\_\_\_.

2 I \_\_\_\_\_ from China. I \_\_\_\_\_ Chinese.



3 They are \_\_\_\_\_. They are \_\_\_\_\_ France.




4 Ruben is \_\_\_\_\_ Cape Town, South Africa.





5 My family is from Rio de Janeiro. We are \_\_\_\_\_.

# COUNTRIES

Listen and repeat:

COUNTRY	ADJECTIVE
🗣️ Australia 	🗣️ Australian 
🗣️ Brazil 	🗣️ Brazilian 
🗣️ China 	🗣️ Chinese 
🗣️ Egypt 	🗣️ Egyptian 
🗣️ Germany 	🗣️ German 
🗣️ Italy 	🗣️ Italian 
🗣️ France 	🗣️ French 

COUNTRY	ADJECTIVE
🗣️ Japan 	🗣️ Japanese 
🗣️ Mexico 	🗣️ Mexican 
🗣️ Morocco 	🗣️ Moroccan 
🗣️ Portugal 	🗣️ Portuguese 
🗣️ Russia 	🗣️ Russian 
🗣️ Spain 	🗣️ Spanish 
🗣️ USA  United States of America	🗣️ American 



**Mark**



I am Mark.

I am from Germany.

I'm German.

**Lien**



.....

.....

.....

**Yuri**



.....

.....

.....

**Maria**



.....

.....

.....

**Etan**




.....

.....

.....

**Michael**




.....

.....

.....


# UNIT 3: WHAT'S THE TIME?

## DAILY ACTIVITIES- MY ROUTINE




### Cat In The Hat Clock Work


Draw the clock hands on the analog clock.



11:00




8:00




7:00




3:00




5:00



2:00



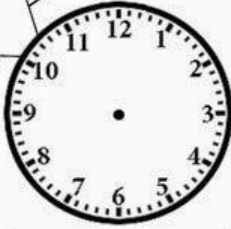
6:00




10:00



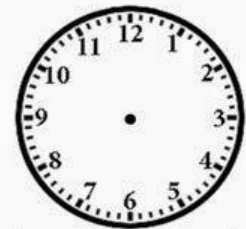
4:00



12:00

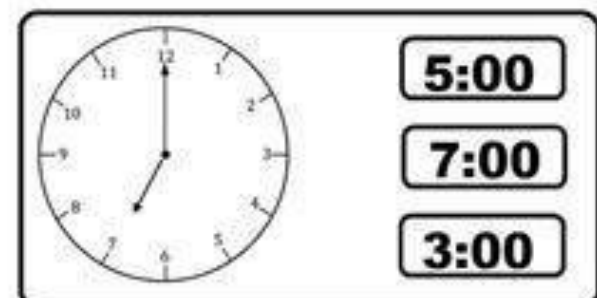
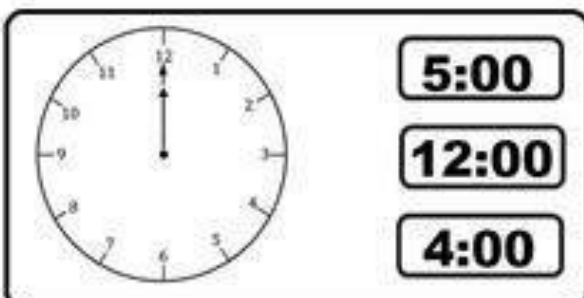
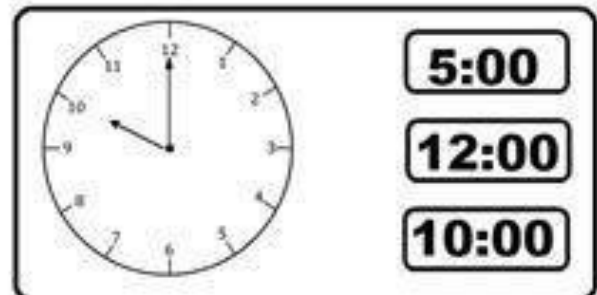
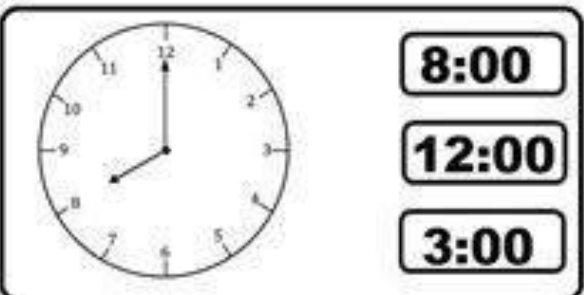
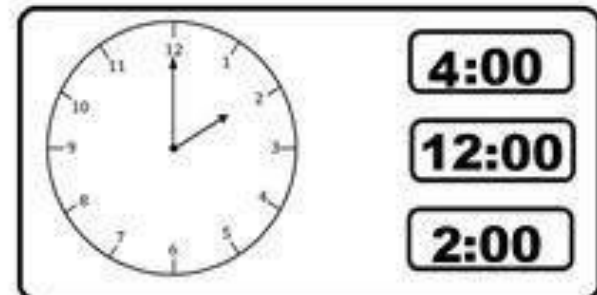
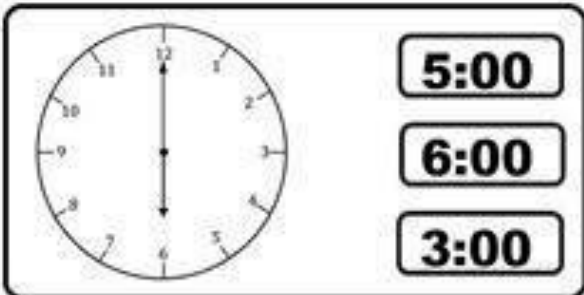
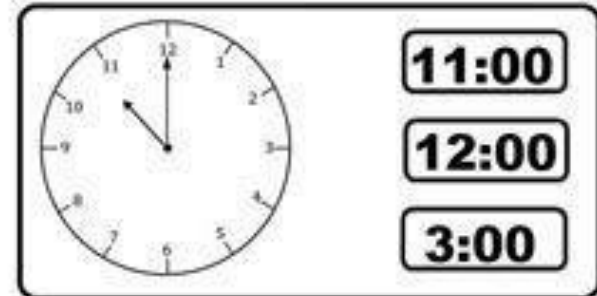
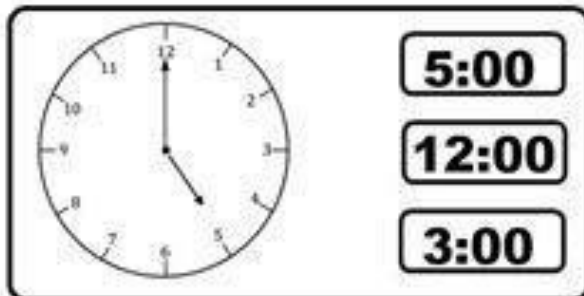
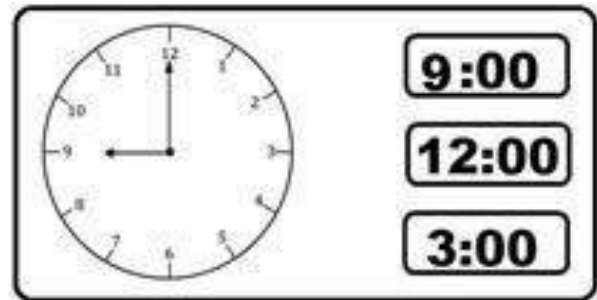
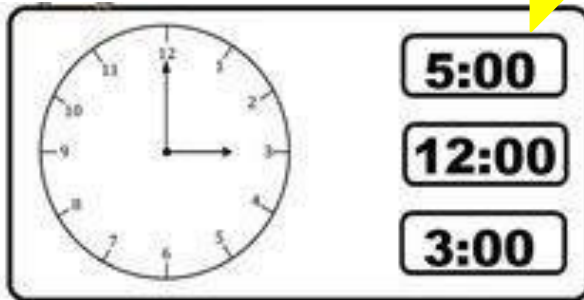


9:00



1:00


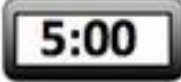



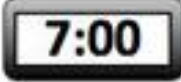

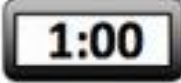
# CHOOSE AND COLOUR



# WHAT'S THE TIME?

## 1-Pay attention

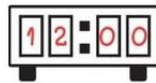
Draw a line to match the time on the digital clock with the written time in the middle.

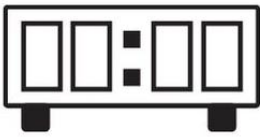
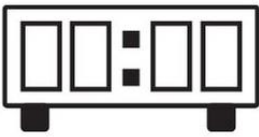
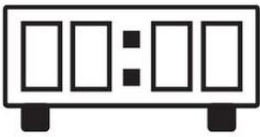
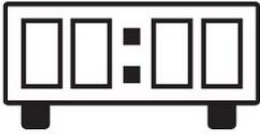
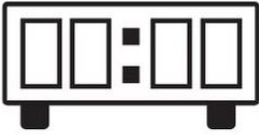
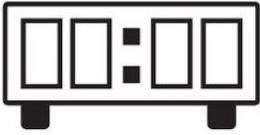
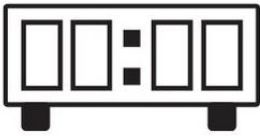
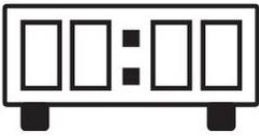
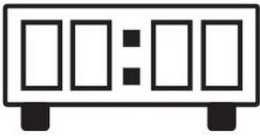
		
	twelve o'clock	
	ten thirty	
	three o'clock	
	five o'clock	
	nine thirty	
	seven o'clock	
	one o'clock	
	eight o'clock	

For each time given in words, write the correct digital clock numbers in the space provided.

Example:

Time in Words: twelve o'clock



		
seven thirty-five	four fifteen	five past ten
		
nine twenty-five	three forty-five	two fifteen
		
eleven forty-five	five o'clock	eight thirty-five

**WHAT'S THE TIME? WRITE .**

.....



.....



.....



.....



.....



.....



.....



.....



.....

# My day



I wake up



I get up




I take a shower



I brush my teeth



I brush my hair



I get dressed



I make the bed



I have breakfast



I go to school



I read



I have lunch



I write



I come home



I do my homework



I go skateboarding



I play with my friends



I watch TV



I surf the net



I have dinner



I wash the dishes



I get undressed



I go to sleep



# Daily activities

Drag and drop the pictures.














Daily Routines






















do homework

go to the playground

have a shower

wash face

go home

have breakfast

go to school

get dressed

go shopping

brush teeth

meet friends

read a book


have lunch

go to bed

have dinner

wake up

Match each picture with the activity.



- |                                       |   |
|---------------------------------------|---|
| <input type="checkbox"/> go to school | <input type="checkbox"/> have breakfast |
| <input type="checkbox"/> go to sleep  | <input type="checkbox"/> leave school   |
| <input type="checkbox"/> have dinner  | <input type="checkbox"/> wash teeth     |
| <input type="checkbox"/> do homework  | <input type="checkbox"/> get up         |
| <input type="checkbox"/> have lunch   | <input type="checkbox"/> watch tv       |

Complete the sentences with the correct form of the verb

- Paul \_\_\_\_\_ at 6:30.
- After that he \_\_\_\_\_ and \_\_\_\_\_ his teeth.
- At 7:30 he \_\_\_\_\_ to school.
- He \_\_\_\_\_ lunch at 13:30 and \_\_\_\_\_ school at 15:00.
- In the afternoon, he \_\_\_\_\_ homework and \_\_\_\_\_ TV.
- At 20:30 he \_\_\_\_\_ and \_\_\_\_\_ to sleep.



# UNIT 4: PERSONAL PRONOUNS

PERSONAL PRONOUNS =  
PRONOMBRES PERSONALES OSUJETOS



**I**  
yo



**you**  
tú, usted, ustedes,  
vosotros



**we**  
nosotros



**he**  
él



**she**  
ella



**it**  
una cosa o animal



**they**

# CHOOSE THE CORRECT ANSWER



HE SHE IT



HE SHE IT



HE SHE IT



HE SHE IT



HE SHE IT



HE SHE IT



HE SHE IT



HE SHE IT



HE SHE IT

Choose the correct one.



1. I / they



2. He / she



3. They / It



4. It / he



5. I / we

Write I, you, he, she, it, we or they.



1.



2.



3.



4.



5.



6.




7.

# WH- QUESTIONS

<p><b>WHO</b> PEOPLE</p>  <p><b>¿QUIÉN?</b></p>	<p><b>WHAT</b> THING OR ACTION</p>  <p><b>¿QUÉ?</b></p>	<p><b>WHEN</b> TIME</p>  <p><b>¿CUÁNDO?</b></p>
<p><b>WHERE</b> PLACE</p>  <p><b>¿DÓNDE?</b></p>	<p><b>WHY</b> REASON</p>  <p><b>¿POR QUÉ?</b></p>	<p><b>HOW</b> WAY SOMETHING IS DONE</p>  <p><b>¿CÓMO?</b></p>

## READING

*Read.*



Hello.

My name's Lola and this is my bedroom. My favourite colour's purple. I've got a purple pillow and a purple blanket. Can you see my teddy? He's on my sofa. His name is Tom. I've got lots of books on my shelf and lots of clothes in my cupboard. My favourite is purple dress. And look, here are my blue shoes. I like my shoes. They are pretty.

Bye!

From Lola

*Read again and match.*

- |  |                          |
|--|--------------------------|
| 1. What's her name? <input type="checkbox"/>             | A Purple.                |
| 2. Where's Lola? <input type="checkbox"/>                | B A teddy.               |
| 3. What's her favourite colour? <input type="checkbox"/> | C Lots of clothes.       |
| 4. What toy is on her sofa? <input type="checkbox"/>     | D Her name's Lola.       |
| 5. What's the teddy's name? <input type="checkbox"/>     | E They're blue           |
| 6. Where are her books? <input type="checkbox"/>         | F His name's Tom.        |
| 7. What's in her cupboard? <input type="checkbox"/>      | G She's in the bedroom   |
| 8. What colour are her shoes? <input type="checkbox"/>   | H They are on her shelf. |

