



ESTE LIBRO ES DE

.....




MI SEÑO:.....

GRADO: 2 "....."

(coloca aquí tu foto o dibújate)

GIRAN Y GIRAN

- RECORRE CON TU DEDO ÍNDICE LOS GIROS DE LOS TROMPOS.
- TRAZA LOS RECORRIDOS CON LÁPIZ.
- COLOREA LOS TROMPOS.




- DELINEA Y COMPLETA.




INSECTOS INQUIETOS

- RECORRE CON TU DEDO ÍNDICE EL CAMINO DE CADA INSECTO.
- TRAZA CON TU LÁPIZ CADA RECORRIDO.







- DELINEA Y COMPLETA.




PIRUETAS EN EL AIRE

- RECORRE CON TU DEDO ÍNDICE CADA PIRUETA DE LAS MARIPOSAS.
- TRAZA EL CAMINO CON LÁPIZ.





- DELINEA Y COMPLETA.




¡PÁJAROS AVIADORES!





- REALIZA CADA RECORRIDO CON TU DEDO ÍNDICE.
- TRAZA CON LÁPIZ LOS MOVIMIENTOS DE CADA PÁJARO.





- DELINEA Y COMPLETA.

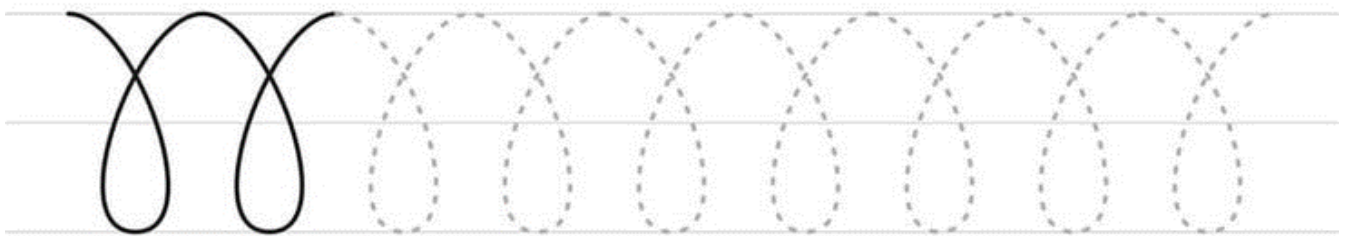
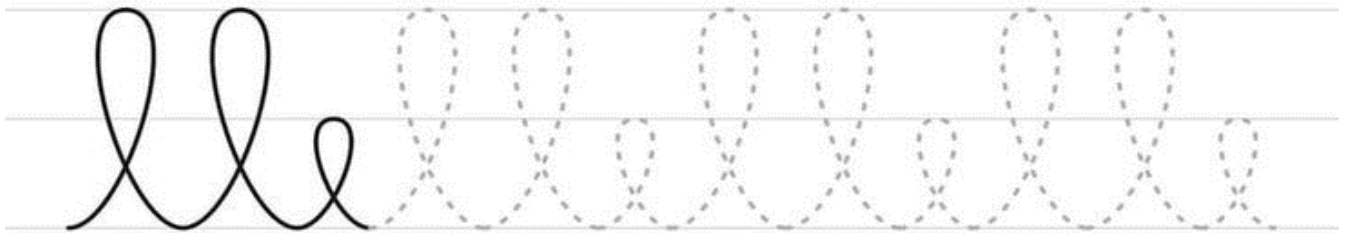
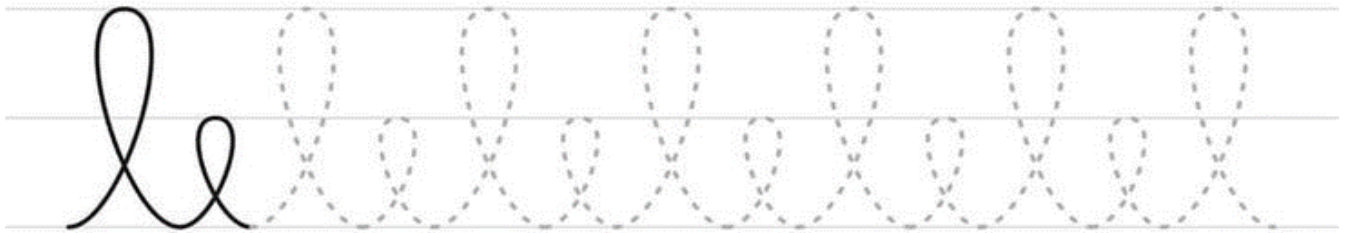

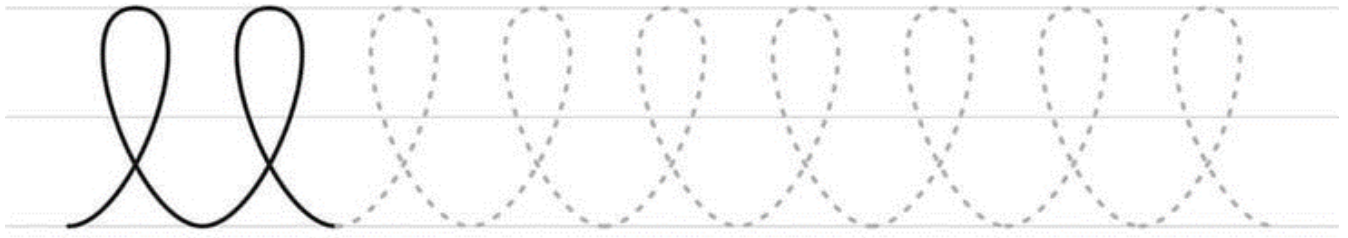


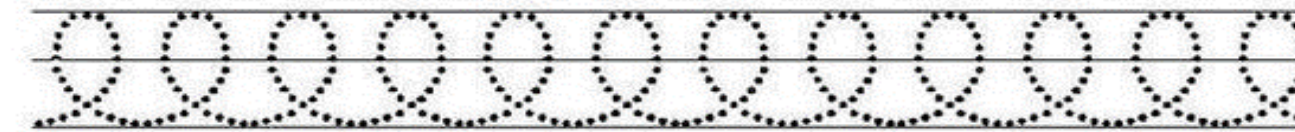
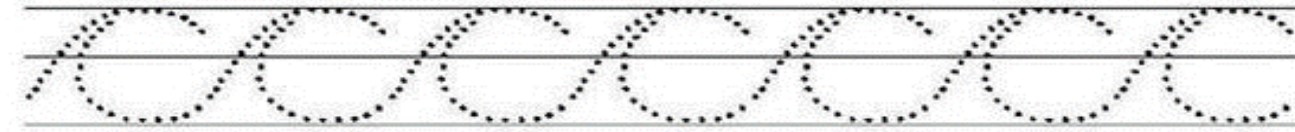

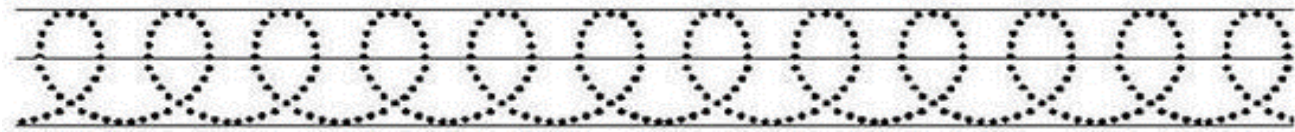
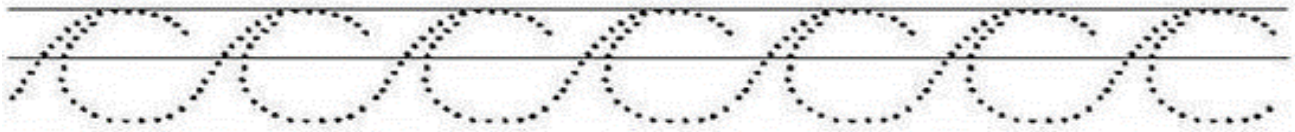
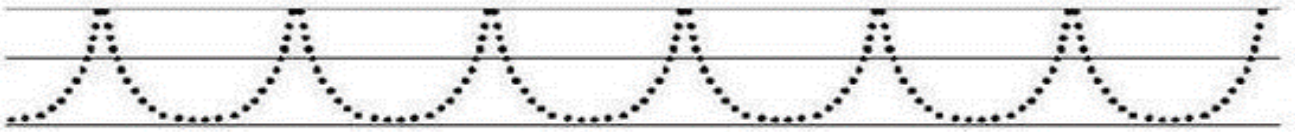
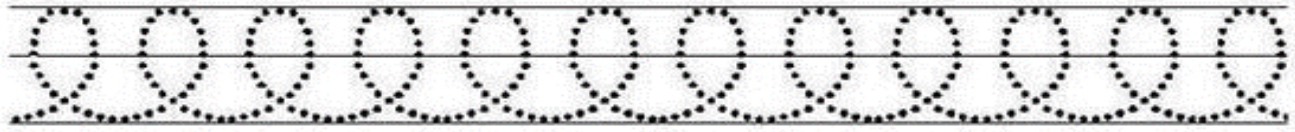
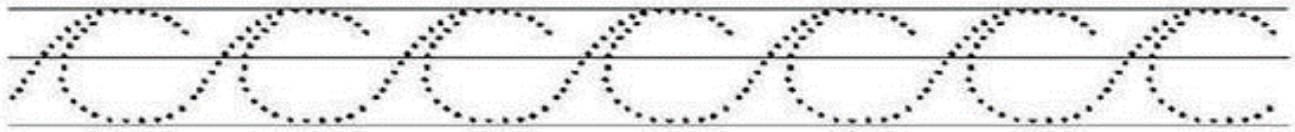
• DELINEA Y COMPLETA.



• DELINEA Y COMPLETA.







¡ESTE ES NUESTRO ABECEDARIO!



- DELINEA TODAS LAS LETRAS CON LINDOS COLORES.





- RECORRE LAS LETRAS GRANDES CON TU DEDO ÍNDICE.
- DECÓRALAS COMO MÁS TE GUSTE.

a
b
c
d
e
f
g
h
i
j
k
l
m
n
ñ
o
p
q
r
s
t
u
v





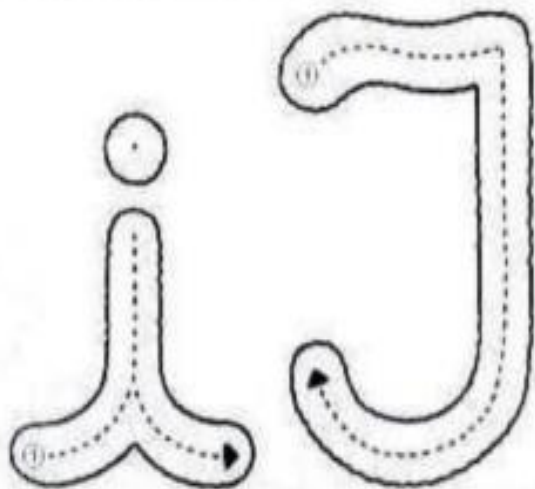
abeja avión ananá Andrés

- DELINEA Y COMPLETA CADA RENGLÓN.



- RECORRE LAS LETRAS GRANDES CON TU DEDO ÍNDICE.
- DECÓRALAS CON PAPELITOS TROZADOS.

a
b
c
d
e
f
g
h
i
j
k
l
m
n
ñ
o
p
q
r
s
t
u




insecto imán isla Ignacio

- DELINEA Y COMPLETA CADA RENGLÓN.



- RECORRE LAS LETRAS GRANDES CON TU DEDO ÍNDICE.
- DECÓRALAS CON PAPELITOS CORTADOS CON PUNZÓN.


a
b
c
d
e
f
g
h
i
j
k
l
m
n
ñ
o
p
q
r
s
t



oso



olla

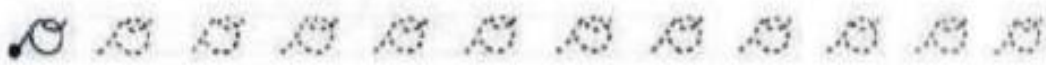


ovja




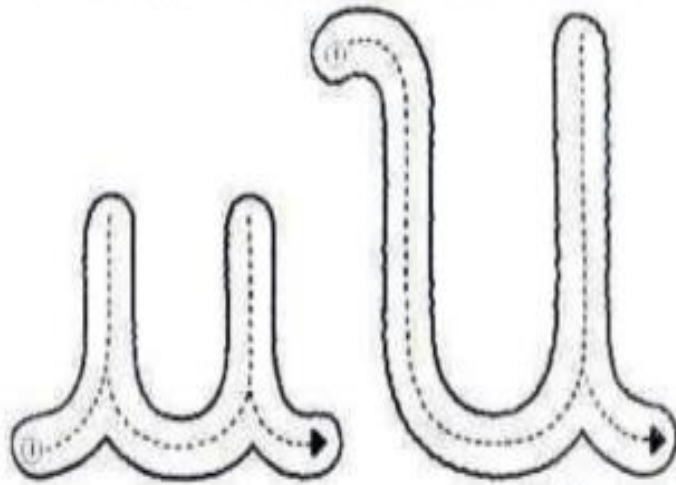
Olivia

- DELINEA Y COMPLETA CADA RENGLÓN.



- RECORRE LAS LETRAS GRANDES CON TU DEDO ÍNDICE.
- DECÓRALAS CON PINTITAS DE DISTINTOS COLORES.

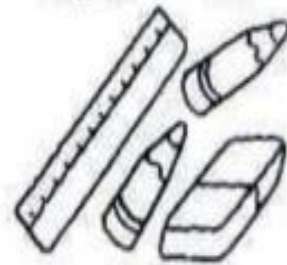
a
b
c
d
e
f
g
h
i
j
k
l
m
n
ñ
o
p
q
r
s



uvas



uña



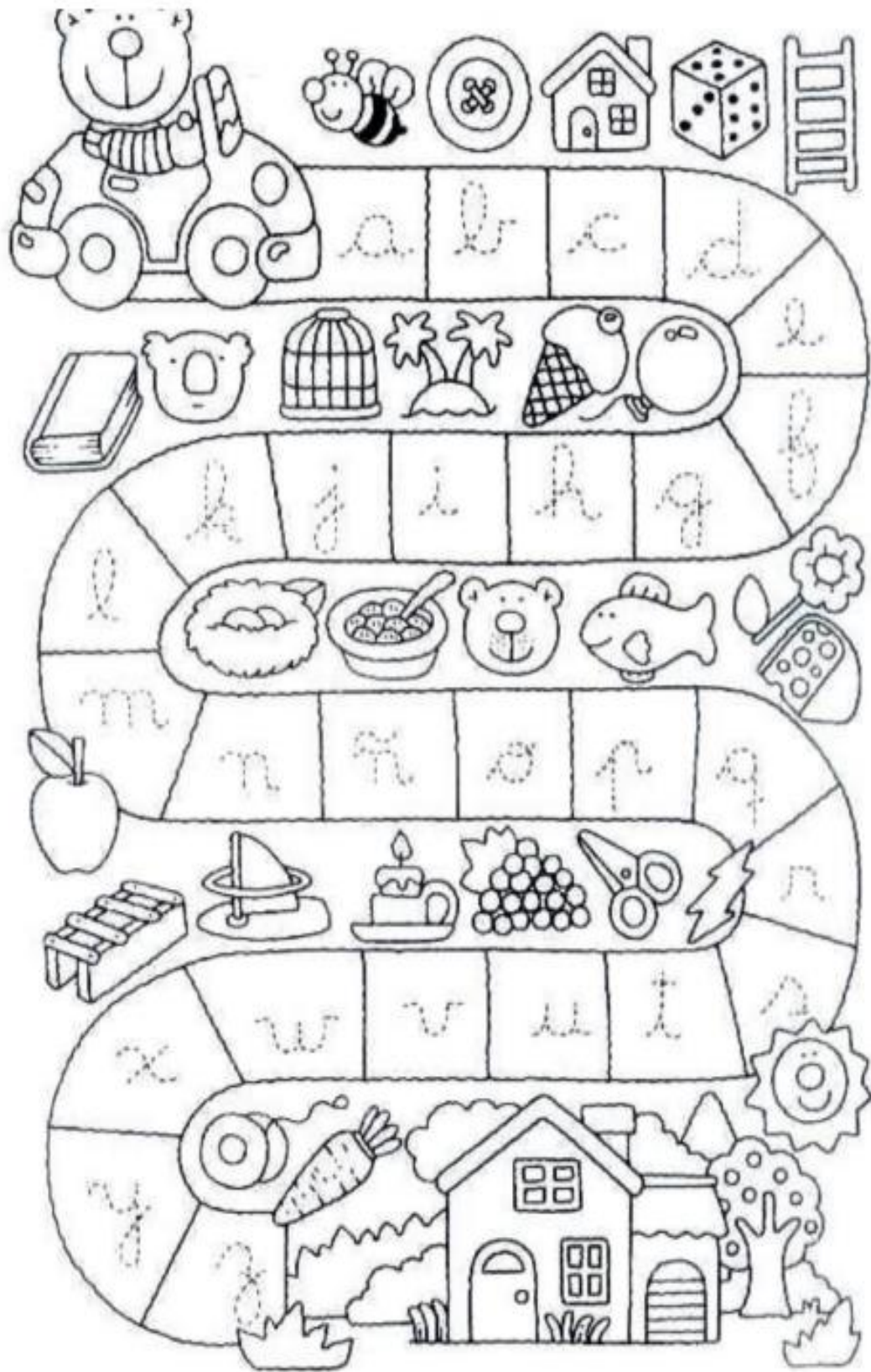
útiles














Ulises

- DELINEA Y COMPLETA CADA RENGLÓN.





- DELINEA Y LEE EN VOZ ALTA LAS PALABRAS DE CADA RECUADRO. LUEGO RODEA CON COLOR LA QUE CORRESPONDE A LA FIGURA.

 <p>gata lega gota</p>	 <p>lavat vela vata</p>	 <p>rumbo amuel mena</p>
 <p>sopa pasa sepa</p>	 <p>alca sola elca</p>	 <p>roca enca cara</p>
 <p>mala terna meta</p>	 <p>pala tepa tapa</p>	 <p>gata gota lega</p>
 <p>lana nata ata</p>	 <p>mana aruma luma</p>	 <p>lena enca arca</p>

Cada año vamos de vacaciones al pueblo

de nuestros abuelos. El tío Pedro y la tía

Regla son veterinarios y cuidan de los

animales del pueblo. Miguel es mi primo

y tiene nueve años. A veces nos hacemos

pasar por hermanos.

A Miguel le gusta coleccionar animales

The image shows a large, empty writing area on a page. It is composed of 15 horizontal rows. Each row is defined by three lines: a solid top line, a dashed middle line, and a solid bottom line. This layout is typical for handwriting practice, where the dashed line helps maintain consistent letter height. The lines are evenly spaced and extend across most of the page's width.



Handwriting practice lines consisting of multiple sets of three horizontal lines (top solid, middle dashed, bottom solid) for text entry.

This image shows a large area of handwriting practice lines. Each line set consists of a solid top line, a dashed middle line, and a solid bottom line. There are 15 such sets of lines filling the page.