

Colegio
San Bernardo
INICIAL Y PRIMARIA

Educamos para la excelencia

ENGLISH


CUADERNILLO DE ACTIVIDADES

STUDENT:

5º GRADO

TEACHER: MA. BELEN OVIEDO

2025



DEAR FAMILY: (Querida familia)

COMPARTO CON USTEDES ALGUNOS DETALLES A TENER EN CUENTA:

Profesora: María Belén Oviedo

- Es primordial que el alumno cuente con su material de clase (cuaderno y cuadernillo) **TODAS** las clases.
- Si el alumno no asiste a la clase de inglés por algún motivo (problemas de salud o situación particular), deberá pedir a sus compañeros el número de página que se trabajó ese día para poder completarlo y no atrasarse.
- Trabajamos de forma ORAL y ESCRITA.
- **MODOS DE EVALUACION:** El aprendizaje y evaluación de los alumnos es un PROCESO y como tal, el comportamiento y participación de los alumnos durante la clase de Inglés se tendrá en cuenta para su calificación final. Las evaluaciones serán **ESCRITAS u ORALES** avisando con una semana de antelación los temas a evaluar. En caso de inasistencia a la evaluación será evaluado a la clase siguiente, debiendo justificar por escrito la inasistencia.
- **CRITERIOS DE ACREDITACION QUE SE TOMARAN EN CUENTA PARA LA NOTA TRIMESTRAL**
 - Trabajo en clase
 - Cumplimiento con el material de clase y actividades solicitadas
 - Respeto a las consignas
 - Respeto a la docente y a sus compañeros, comunicándose de manera cordial.
 - Cumplimiento de las tareas asignadas tanto en clase como extraescolares.
 - Calificaciones de evaluaciones escritas y/u orales.

.....
Prof. Ma. Belén Oviedo

.....
Alumno/a

.....
Padre/ Madre/Tutor

INDEX

ORGANIZACIÓN DE UNIDADES: les comparto a continuación la forma en que vamos a trabajar durante el año para que tengan conocimiento de los contenidos que se trabajaran durante el presente ciclo lectivo.

*** UNIT 1: ABOUT ME!!- CLASSROOM**

LANGUAGE AND INSTRUCTIONS

*** UNIT 2: COUNTRIES AND**

NATIONALITIES!

*** UNIT 3: WHAT'S THE TIME?**

DAILY ACTIVITIES- MY ROUTINE

*** UNIT 4: PERSONAL PRONOUNS**

UNIT 1: ABOUT ME!!- CLASSROOM LANGUAGE AND INSTRUCTIONS

All About Me

My first name is _____

My last name is _____



My birthday is on:

I am a: girl
 boy

I am _____ years old.



My mummy's name is _____.

My daddy's name is _____.

My telephone number is:



I live



The name of my school is:



My favourite colour is:

My favourite food is:





WRITING: INTRODUCTION

Hello,
My name is Miriam.
I am nine years old.
I am from Canada.
My favorite color is green.
I like pizza and ice cream.
My favorite sport is volleyball.










CLASSROOM INSTRUCTIONS

	<input type="text"/>	Read
	<input type="text"/>	Look
	<input type="text"/>	Write
	<input type="text"/>	Listen
	<input type="text"/>	Stick
	<input type="text"/>	Draw
	<input type="text"/>	Color
	<input type="text"/>	Cut



CLASSROOM LANGUAGE

	Sit down	
<input type="text"/>	May I go to rubbish?	<input type="text"/>
	Have you finished?	
<input type="text"/>	Open your book	<input type="text"/>
	Be quiet	
<input type="text"/>	Listen to your teacher	<input type="text"/>
	May I go to toilet?	
<input type="text"/>	Stand up	<input type="text"/>
	Close your book	
<input type="text"/>	Raise your hand to speak	<input type="text"/>

CHOOSE

OPEN THE BOOK	STAND UP	TAKE OUT THE NOTEBOOK
SILENCE	PAY ATTENTION	TAKE OUT THE GLUE
SIT DOWN	SIT DOWN	SILENCE
CLOSE THE BOOK	TAKE OUT THE PENCIL	OPEN THE BOOK

LOOK, READ AND CHOOSE

	Can you help me? <input checked="" type="checkbox"/>		Listen <input type="checkbox"/>
	Raise your hand <input type="checkbox"/>		Repeat <input type="checkbox"/>
	Close your book <input type="checkbox"/>		Stand up <input type="checkbox"/>
	Open your book <input type="checkbox"/>		Sit down <input type="checkbox"/>
	Listen <input type="checkbox"/>		Can I have a crayon? <input type="checkbox"/>
	Repeat <input type="checkbox"/>		Can I have glue? <input type="checkbox"/>
	Can I have scissors? <input type="checkbox"/>		Close your book <input type="checkbox"/>
	Can I have my bag? <input type="checkbox"/>		Open your book <input type="checkbox"/>

UNIT 2: COUNTRIES AND NATIONALITIES!

AGE AND NATIONALITY

COLOUR AND WRITE

1 5 3 6
7 2 4 8

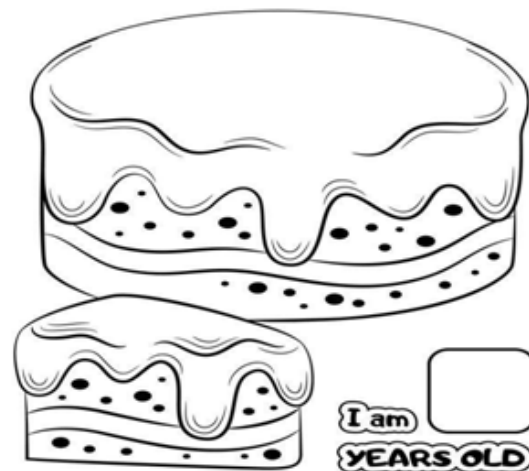
I am _____
years old.

How old are you?

COLOUR AND WRITE



DRAW AND COLOUR



WHERE ARE YOU FROM?

I'M FROM.....

DRAW YOUR FLAG

PLACE OF RESIDENCE

WHERE DO YOU LIVE?



COMPLETE

I LIVE IN

I LIVE IN

READ AND WRITE (LEER Y ESCRIBIR)

*MY NAME IS ALICE. MY SURNAME IS SMITH.
I AM 5 YEARS OLD. I AM ENGLISH, I AM
FROM ENGLAND. I LIVE IN MANCHESTER,
LONDON.*



LET'S LEARN MORE !

WHERE ARE YOU FROM? ¿De dónde eres?
I am from ARGENTINA (Yo soy de Argentina)

Hoy trabajaremos con países alrededor del mundo ¡A prestar mucha atención!


<https://www.youtube.com/watch?v=0vY2sf2jty4>

1- Luego de observar el video elige **UNO** de estos países y realiza la bandera de ese país en tu cuaderno. Realiza una breve descripción de la misma. Te dejo mi ejemplo continuación.



ARGENTINA. THIS IS ARGENTINA'S FLAG. IT IS LIGHT BLUE AND WHITE.

(No puedes usar Argentina)



- 2- Usando el video completa el cuadro con las nacionalidades o países correspondientes. Investiga los que están en el cuadro pero no aparecen en el video. Te dejo un video extra de ayuda.

<https://www.youtube.com/watch?v=0n2XsT8NT28>

COUNTRIES	NATIONALITIES
BRAZIL	
	PORTUGUESE
ITALY	
AUSTRALIA	
	BRITISH
USA	
JAPAN	
	CHINESE
MEXICO	
	ARGENTINIAN

NOW LEARN MORE!! (¡Aprendé más!)

Where ... from?


¿De qué país eres tú?

Where are you from?

I'm from Mexico.

Yo soy de México

¿Cuál es tu NACIONALIDAD?



Yo soy mexicano

EN INGLES PAÍSES Y NACIONALIDADES SE ESCRIBEN AMBOS CON MAYÚSCULA. USAMOS EL VERBO TO BE PARA AMBOS

I AM FROM MEXICO

I AM MEXICAN

1- **Complete the sentences. Use the words from the box.**
 (Completa las oraciones. Usa las palabras de la caja)

AM- ENGLISH-FROM-BRAZILIAN-AM- FRENCH- FROM

1 My name's Katrina. I'm from England. I'm _____.

2 I _____ from China. I _____ Chinese.



3 They are _____. They are _____ France.


4 Ruben is _____ Cape Town, South Africa.





5 My family is from Rio de Janeiro. We are _____.

COUNTRIES

Listen and repeat:

COUNTRY	ADJECTIVE
 Australia 	 Australian 
 Brazil 	 Brazilian 
 China 	 Chinese 
 Egypt 	 Egyptian 
 Germany 	 German 
 Italy 	 Italian 
 France 	 French 

COUNTRY	ADJECTIVE
 Japan 	 Japanese 
 Mexico 	 Mexican 
 Morocco 	 Moroccan 
 Portugal 	 Portuguese 
 Russia 	 Russian 
 Spain 	 Spanish 
 USA  United States of America	 American 

Mark



I am Mark.

I am from Germany.

I'm German.

Lien



.....

.....

.....

Yuri



.....

.....

.....

Maria



.....

.....

.....

Etan




.....

.....

.....

Michael




.....

.....

.....


UNIT 3: WHAT'S THE TIME?

DAILY ACTIVITIES- MY ROUTINE




Cat In The Hat Clock Work


Draw the clock hands on the analog clock.



11:00




8:00



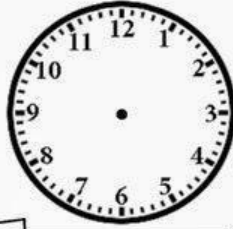
7:00




3:00




5:00



2:00



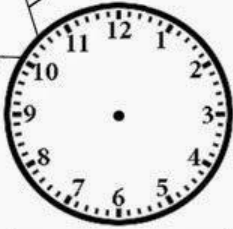
6:00




10:00




4:00



12:00

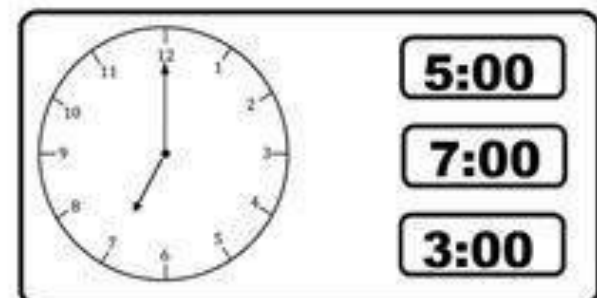
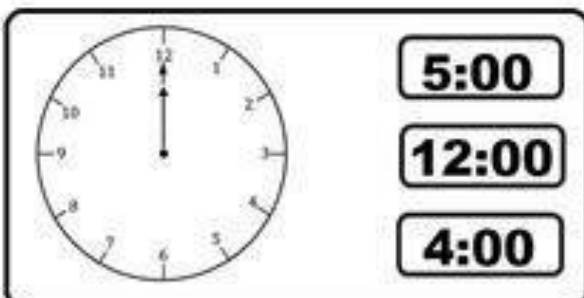
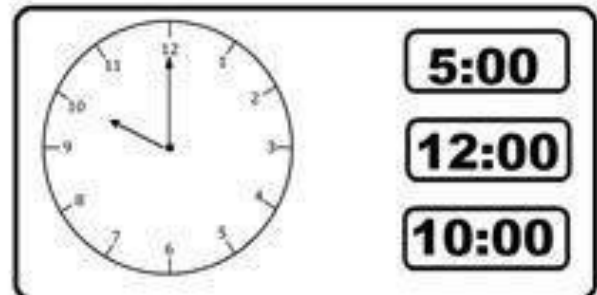
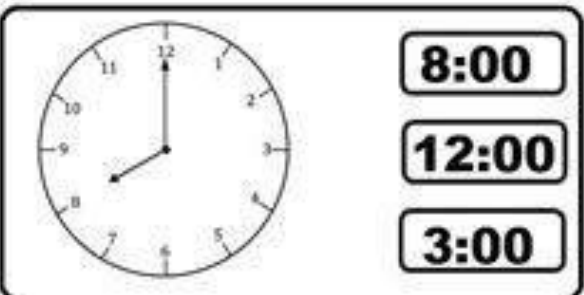
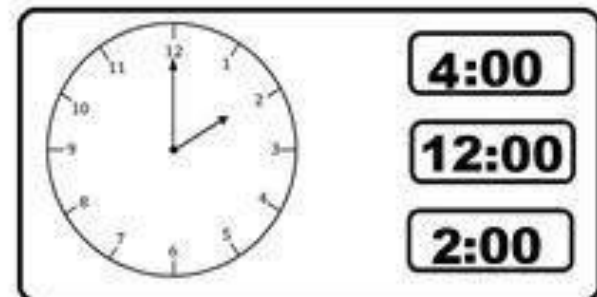
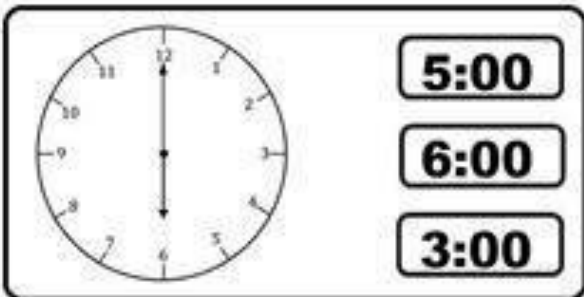
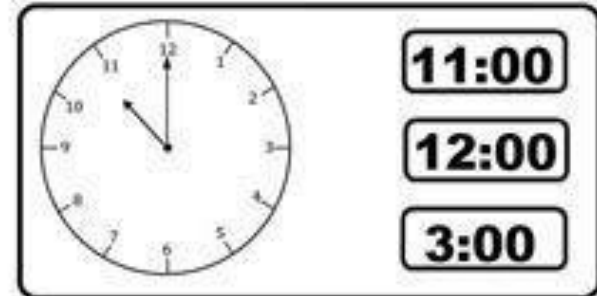
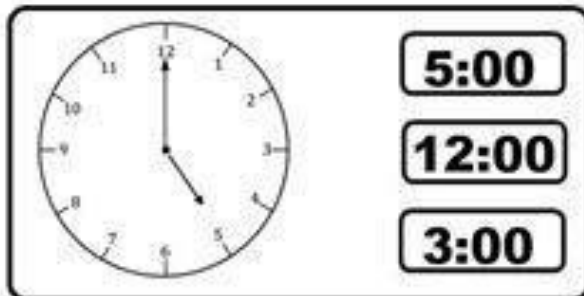
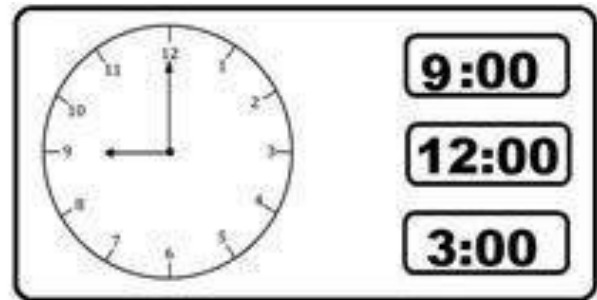
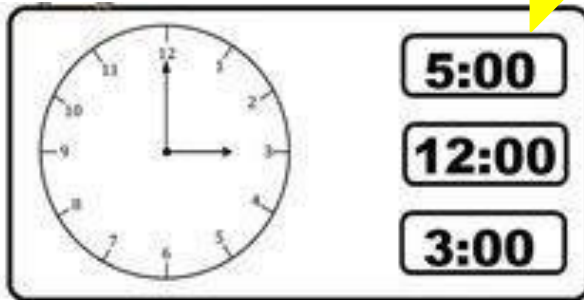


9:00



1:00

CHOOSE AND COLOUR



WHAT'S THE TIME?

1-Pay attention

Draw a line to match the time on the digital clock with the written time in the middle.

	twelve o'clock	
	ten thirty	
	three o'clock	
	five o'clock	
	nine thirty	
	seven o'clock	
	one o'clock	
	eight o'clock	

For each time given in words, write the correct digital clock numbers in the space provided.

Example:
Time in Words: twelve o'clock →

seven thirty-five	four fifteen	five past ten
nine twenty-five	three forty-five	two fifteen
eleven forty-five	five o'clock	eight thirty-five

WHAT'S THE TIME? WRITE .

.....



.....



.....



.....



.....



.....



.....



.....



.....

My day



I wake up



I get up




I take a shower



I brush my teeth



I brush my hair



I get dressed



I make the bed



I have breakfast



I go to school



I read



I have lunch



I write



I come home



I do my homework



I go skateboarding



I play with my friends



I watch TV



I surf the net



I have dinner



I wash the dishes



I get undressed



I go to sleep



Daily activities

Drag and drop the pictures.













Daily Routines





















do homework

go to the playground

have a shower

wash face

go home

have breakfast

go to school

get dressed

go shopping

brush teeth

meet friends

read a book


have lunch

go to bed

have dinner

wake up

Match each picture with the activity.



go to school

have breakfast

go to sleep

leave school

have dinner

wash teeth

do homework

get up

have lunch

watch tv

Complete the sentences with the correct form of the verb

a. Paul _____ at 6:30.

b. After that he _____ and _____ his teeth.

c. At 7:30 he _____ to school.

d. He _____ lunch at 13:30 and _____ school at 15:00.

e. In the afternoon, he _____ homework and _____ TV.

f. At 20:30 he _____ and _____ to sleep.

UNIT 4: PERSONAL PRONOUNS

PERSONAL PRONOUNS =
PRONOMBRES PERSONALES OSUJETOS



I
yo



you
tú, usted, ustedes,
vosotros



we
nosotros



he
él



she
ella



it
una cosa o animal



they

CHOOSE THE CORRECT ANSWER



HE

SHE

IT



HE

SHE

IT



HE

SHE

IT



HE

SHE

IT



HE

SHE

IT



HE

SHE

IT



HE

SHE

IT



HE

SHE

IT



HE

SHE

IT

Choose the correct one.



1. I / they



2. He / she



3. They / It




4. It / he



5. I / we

Write I, you, he, she, it, we or they.



1.



2.



3.



4.



5.



6.




7.

WH- QUESTIONS

<p>WHO PEOPLE</p>  <p>¿QUIÉN?</p>	<p>WHAT THING OR ACTION</p>  <p>¿QUÉ?</p>	<p>WHEN TIME</p>  <p>¿CUÁNDO?</p>
<p>WHERE PLACE</p>  <p>¿DÓNDE?</p>	<p>WHY REASON</p>  <p>¿POR QUÉ?</p>	<p>HOW WAY SOMETHING IS DONE</p>  <p>¿CÓMO?</p>

READING

Read.



Hello.

My name's Lola and this is my bedroom. My favourite colour's purple. I've got a purple pillow and a purple blanket. Can you see my teddy? He's on my sofa. His name is Tom. I've got lots of books on my shelf and lots of clothes in my cupboard. My favourite is purple dress. And look, here are my blue shoes. I like my shoes. They are pretty.

Bye!

From Lola

Read again and match.

- | | |
|--|--------------------------|
| 1. What's her name? <input type="checkbox"/> | A Purple. |
| 2. Where's Lola? <input type="checkbox"/> | B A teddy. |
| 3. What's her favourite colour? <input type="checkbox"/> | C Lots of clothes. |
| 4. What toy is on her sofa? <input type="checkbox"/> | D Her name's Lola. |
| 5. What's the teddy's name? <input type="checkbox"/> | E They're blue |
| 6. Where are her books? <input type="checkbox"/> | F His name's Tom. |
| 7. What's in her cupboard? <input type="checkbox"/> | G She's in the bedroom |
| 8. What colour are her shoes? <input type="checkbox"/> | H They are on her shelf. |

